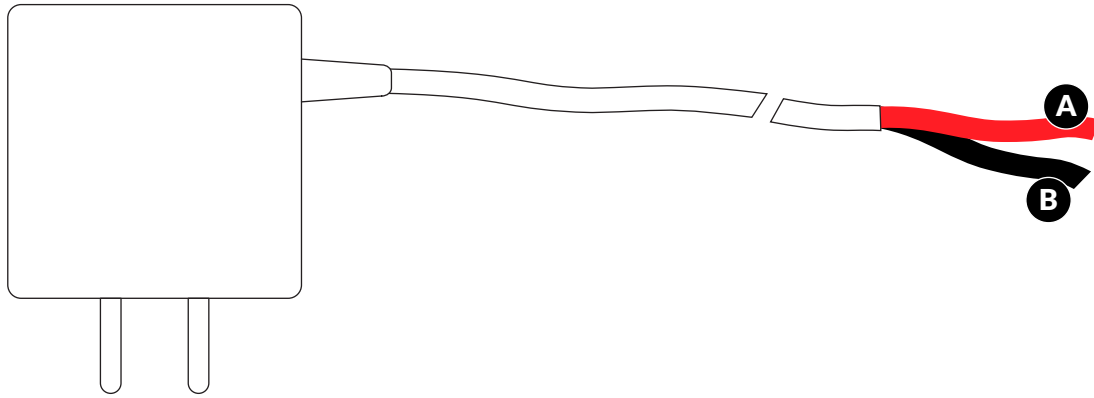








Shore Power Sensor | Plug-in Connections



SPPC1107023

Terminal	Connection
A  Red	 BRNKL connector <input type="text" value="Slot 9"/>
	<input type="text" value="Slot 11 12 13"/> Alternate
	<input type="text" value="Slot 4 5 6 7"/> via DC Relay
B  Black	 Common ground

Get more help at brnkl.io/help

