

## RELEASE NOTES

# CTERA Edge Filer Version 7.11.5100.30

January 2026

**Copyright © 2009-2026 CTERA Networks Ltd.**

All rights reserved. No part of this document may be reproduced in any form or by any means without written permission from CTERA Networks Ltd.

Information in this document is subject to change without notice and does not represent a commitment on the part of CTERA Networks Ltd.

HC100, HC400T, HC400E, HC400, HC1200F, HC2400M, H Series, V Series, Virtual Gateway, NEXT3, Cloud Attached Storage, and Virtual Cloud Drive are trademarks, service marks, or registered trademarks of CTERA Networks Ltd.

All other product names mentioned herein are trademarks or registered trademarks of their respective owners.

The products described in this document are protected by U.S. patents, foreign patents, or pending applications.

**Note:** For legal information and for the end user license agreement, refer to <https://www.ctera.com/eula/>.

# CONTENTS

- CTERA Edge Filer 7.11.5100.30 ..... 4**
  - Licensing Virtual Gateways..... 4
  - Security Considerations..... 4
  - Sync Delay ..... 4
  - Installing or Upgrading an Edge Filer..... 5
  - What’s New ..... 5
- CTERA Edge Filer 7.11.5100.29 (January 2026)..... 6**
- CTERA Edge Filer 7.11.5100.25 (December 2025)..... 7**
- CTERA Edge Filer 7.11.5100.24 (November 2025) ..... 8**
- CTERA Edge Filer 7.11.5100.23 (October 2025) ..... 9**
- CTERA Edge Filer 7.11.5100.20 (October 2025) ..... 10**
- CTERA Edge Filer 7.11.5100.18 (September 2025)..... 11**
- CTERA Edge Filer 7.11.5100.12 (August 2025)..... 1**
- CTERA Edge Filer 7.11.5100.5 (July 2025)..... 1**
- CTERA Edge Filer 7.11.4900.11 (July 2025)..... 6**
- CTERA Edge Filer 7.11.4900.10 (June 2025)..... 7**
- CTERA Edge Filer 7.11.4900.8 (June 2025) ..... 8**
- CTERA Edge Filer 7.11.4900.3 (May 2025)..... 12**

## CTERA EDGE FILER 7.11.5100.30

CTERA is constantly improving its offerings to the market. After the release of a major version, updates to the version are frequently released with resolved issues and new features.

This chapter contains the following topics:

- [Licensing Virtual Gateways](#)
- [Security Considerations](#)
- [Sync Delay](#)
- [Installing or Upgrading an Edge Filer](#)
- [What's New](#)

### LICENSING VIRTUAL GATEWAYS

When connecting a virtual gateway to a CTERA Portal, the available licenses are provided as part of the connection procedure. The following licenses are available:

	License					
	EV4 <sup>1</sup>	EV16	EV32	EV64	EV128	EV256
<b>Maximum Storage</b>	2TB <sup>2</sup>	16TB	32TB	64TB	128TB	256TB
<b>Maximum recommended users</b>	20	500	1000	3000	5000	5000

1. The EV4 license is used exclusively by the CTERA HC100 Edge Filer.

2. 1TB for devices purchased before May 2022.

### SECURITY CONSIDERATIONS

CTERA Networks Ltd. is constantly looking at ways to improve security. CTERA recommends using the latest software for optimum security.

### SYNC DELAY

The amount of time for an edited file to be uploaded to portal is configurable and if the file was not uploaded within this time, a clone is created in a temp folder which is uploaded to the portal. The default time is 300 seconds (five minutes).

## INSTALLING OR UPGRADING AN EDGE FILER

### Installing a CTERA Edge Filer

For installation details, refer to the [CTERA Edge Filer Installation](#) for your platform.

New deployments support the next generation file system, which is enabled by default.

**Note:** The next generation file system does **not** support using macOS Spotlight.

### Upgrading a CTERA Edge Filer from an Earlier 7.x Version

**Note:** CTERA recommends that you only upgrade to a new version from an immediate previous version. If you have an older version, upgrade in steps, first to an intermediate previous version and then to the new version. For example, to upgrade from 7.8.x to 7.11.x, first upgrade to 7.9.x and only then to this version.  
After upgrading the edge filer, downgrading the edge filer is not possible.

Upgrading the software of an edge filer can be performed automatically when the edge filer is connected to a CTERA Portal and the latest edge filer firmware TGZ file is uploaded to the portal.

Upgrading an edge filer from version 7.8.4300.31 or later and then rebooting the edge filer automates the process of preparing the edge filer to use the next generation file system. To enable the next generation file system, contact CTERA Support.

**Note:** The next generation file system does **not** support using macOS Spotlight.

## WHAT'S NEW

CTERA Edge Filer version 7.11.x was first released with version 7.11.4900.3 and included new features, which are described in [What's New in CTERA Edge Filer Version 7.11.x](#).

### New Features

ID Number	Description
APP-28673, APP-28868	Periods, ., can be used in edge filer user names.
APP-28812, APP-28879	Kerberos encryption can be hardened to use 128-bit encryption .y running CLI. For details, contact CTERA Support.

### Resolved Issues

ID Number	Description
APP-28858	The time shown in the dashboard and cloud drive graphs was incorrect.

---

## CTERA EDGE FILER 7.11.5100.29 (JANUARY 2026)

### WHAT'S NEW

#### New Features

ID Number	Description
—	Support for folder quota management from the portal, when using portal version 8.3.3300.8 and higher.

#### Resolved Issues

ID Number	Description
APP-24226, APP-28382, APP-28387, APP-28386, APP-28569, APP-28654, APP-28687	Improved security.
APP-28112, APP-28616	Some files failed to copy when the cloud folder had extended attributes.
APP-28221, APP-28615	From edge filer version 7.11.5100.20, in the edge filer <b>Files</b> view, the <b>Sync Status</b> column for nested shares on cloud folders was not displayed, unless their share name with <code>cloud</code> or the NAS service was restarted.
APP-28239, APP-28613	From edge filer version 7.11.5100.24, the CPU usage was not calculated correctly.
APP-28271, APP-28614	From edge filer version 7.11.5100.24, accessing Active Directory for credentials stopped the edge filer from working.
APP-28591	ACLs were not set for a cloned file.

---

## CTERA EDGE FILER 7.11.5100.25 (DECEMBER 2025)

### WHAT'S NEW

#### New Features

ID Number	Description
APP-27948	gperftools was upgraded to version 2.17.2.
APP-28241, APP-28526	SNMP has been made more secure.
APP-28375	NodeJS was upgraded from version 16.x to version 24.11.1.
APP-28427	wetty was upgraded from version 2.4.0 to version 2.5.0.

#### Resolved Issues

ID Number	Description
APP-27603	Deletes in the portal were not always reflected in the edge filer.
APP-28083, APP-28238	In edge filer versions from 7.11.5100.20, users in a Microsoft Active Directory domain users belonging to the Administrators group were not able to log in to the edge filer.
APP-28188, APP-28528	Delta migrations of WORM NFS shares failed.
APP-28251, APP-28423	In edge filer versions from 7.11.5100.20, extending the volume size in the user interface did not extend the size of the actual volume.
APP-28433, APP-28525	Files were not streamed from a portal in parallel.

---

## CTERA EDGE FILER 7.11.5100.24 (NOVEMBER 2025)

### WHAT'S NEW

#### New Features

ID Number	Description
–	Performance improvements, especially when dealing with a large number of small files in single folder over SMB. This requires using CLI. For details, contact CTERA Support.



---

## CTERA EDGE FILER 7.11.5100.23 (OCTOBER 2025)

### WHAT'S NEW

#### New Features

ID Number	Description
APP-28104	Performance improvements when creating lots of new files in a folder.
APP-28113, APP-28137	Improvements to global file locking.

#### Resolved Issues

ID Number	Description
APP-27657, APP-28105	Updates to the antivirus dat file was reported with different severities.

---

## CTERA EDGE FILER 7.11.5100.20 (OCTOBER 2025)

### WHAT'S NEW

#### New Features

ID Number	Description
APP-28026	Improved global; file locking. Lock files are released quicker than previously.
APP-28043, APP-28044, APP-28057	Additional information has been added to the support report to help troubleshooting problems. Disk, CPU, and memory usage have been added to the support report.

#### Resolved Issues

ID Number	Description
APP-27362, APP-28079	When an edge filer ran within Kubernetes, connecting to Microsoft Active Directory hung for a long time.
APP-28055, APP-28060	After adding a Microsoft Active Directory user as a local user in the edge filer, removing the user in Active Directory caused the edge filer to loop trying to add the user.

# CTERA EDGE FILER 7.11.5100.18 (SEPTEMBER 2025)

## WHAT'S NEW

### New Features

ID Number	Description
APP-26576	When using NFSv4, CLI commands can be used to control which users can modify file ACLs. For details, contact CTERA Support.
APP-26624, APP-27985	Although local quota is not enabled by default, local quota accounting is now enabled by default.
APP-26635	The number of files and their size is updated on the edge filer when there is a change on the portal.
APP-27340	Performance has been improved when local quota is enabled.
APP-27559, APP-27911	The low memory report has been improved to include data about the custom memory allocation.
APP-27444, APP-27652, APP-27687, APP-27894	CTERA Ransom Protect has been improved so that there are less false positives, including: <ul style="list-style-type: none"> <li>Log rotation is no longer identified as a ransomware attack.</li> <li>Known system files, like thumbs.db, are ignored.</li> </ul>
APP-27848, APP-27849	Improvements to global file locking.
APP-27900	The local quota mechanism has been improved.
APP-27913	Metadata pinning is available. For details, see <a href="#">Pinning the Metadata</a> .

### Resolved Issues

ID Number	Description
APP-26454, APP-27337, APP-27542, APP-27872, APP-27896, APP-27903, APP-27915, APP-27977	The support report included errors in the log.
APP-26792	From version 7.11.x, unpinned files were not evicted from the edge filer.
APP-26872, APP-27909	The secondary DNS was not used when the primary DNS failed.
APP-26921, APP-27975	From version 7.11.5100.12, only <b>Info</b> events were written to Syslog.
APP-27285, APP-27895	An error was displayed after setting the edge filer to its defaults.
APP-27521, APP-27908	Audit logs were not written to the correct location.

ID Number	Description
APP-27539, APP-27572, APP-27898, APP-27912	Local quota monitoring displayed information for all users and cloud folders.
APP-27610, APP-27905	The throttling write data in the <b>Cloud Drive</b> page was incorrect.
APP-27650	The <b>Storage &gt; Volumes</b> menu item was not displayed for HC100 appliances.
APP-27802, APP-27964	Improved handling of symbolic links. For example, a subfolder could not be deleted if it contained a symbolic link.
APP-27868, APP-27980	<b>Local Quota Enforcement</b> was displayed with an error in the <b>Services</b> page.
APP-27934, APP-28024	The kernel was upgraded to v6.10 which resolved an XFS assertion when moving a folder to a different parent directory.
APP-27970, APP-27971, APP-28022, APP-28023	Improvements cloud share management. For example, to prevent files and folders being marked as hidden or archived.

---

# CTERA EDGE FILER 7.11.5100.12 (AUGUST 2025)

## WHAT'S NEW

### New Features

ID Number	Description
APP-26576	A CLI command can be used to prevent non-privileged users from modifying file ACLs. For details, contact CTERA Support.
APP-27538	Improvements to file locking when the edge filer is connected to a CTERA Portal version 8.3.3000.12 or later.
APP-27547, APP-27564	Additional information is added to support reports, including the heap profile directory.

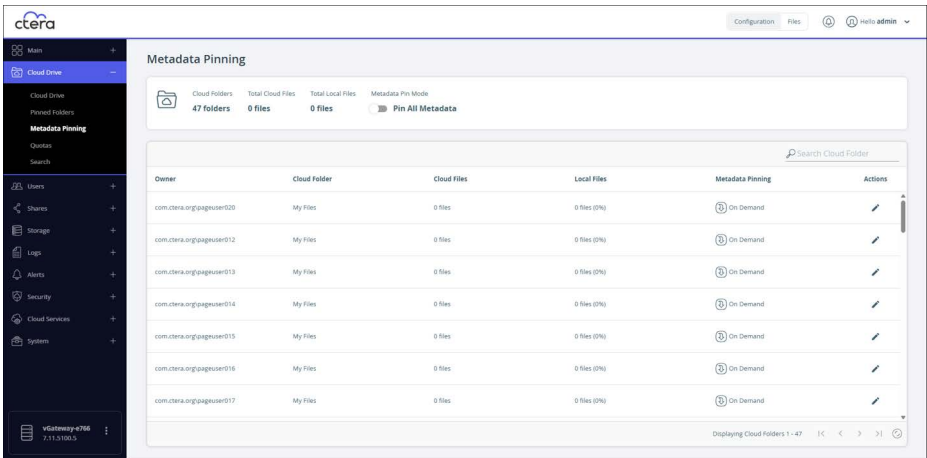
### Resolved Issues

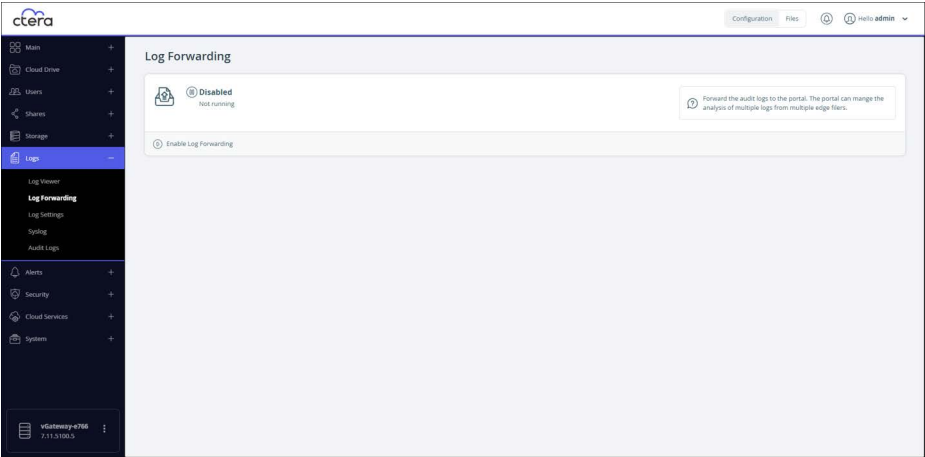
ID Number	Description
APP-26792	Unpinned files were not evicted after forcing eviction, starting from edge filer version 7.11.5100.5.
APP-27569, APP-27575	Microsoft Windows file access ignored letter case.

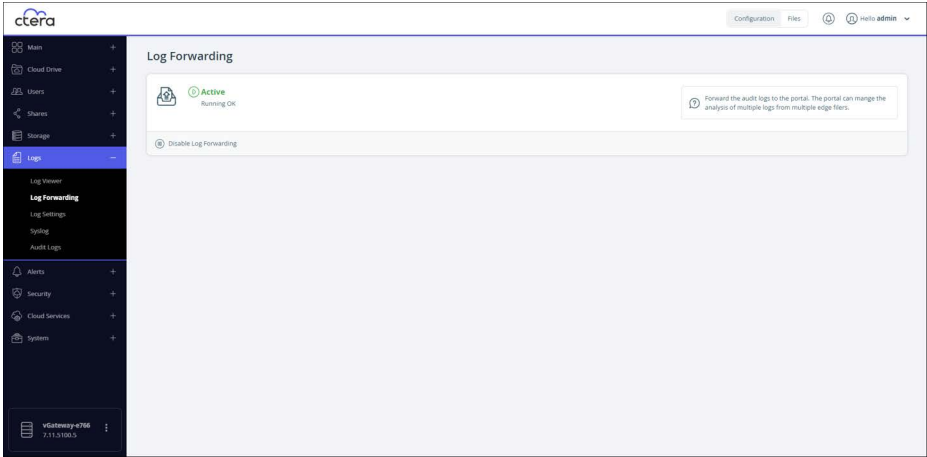
# CTERA EDGE FILER 7.11.5100.5 (JULY 2025)

## WHAT'S NEW

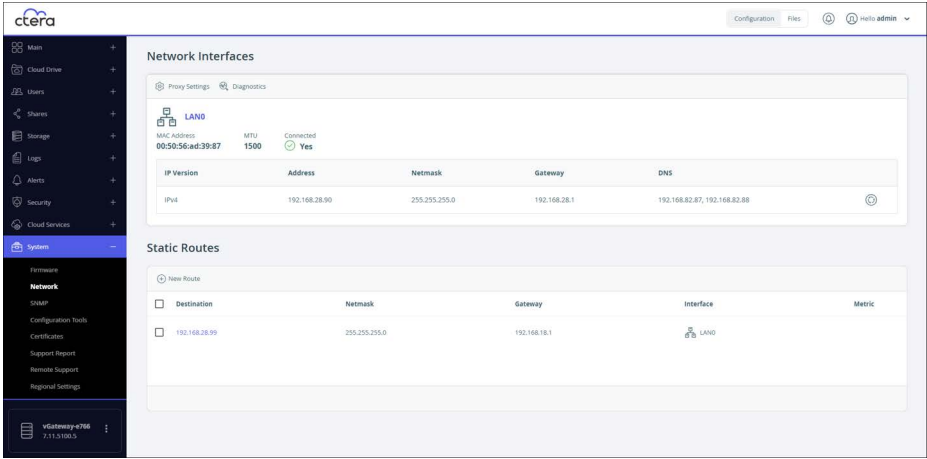
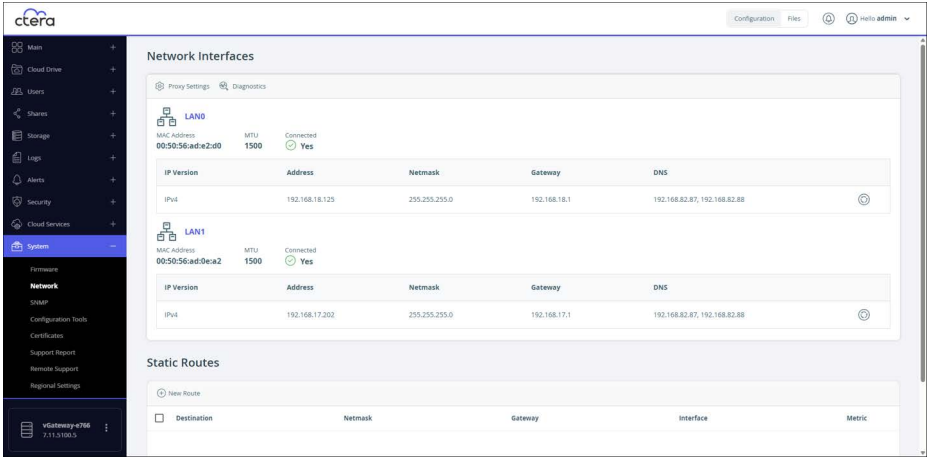
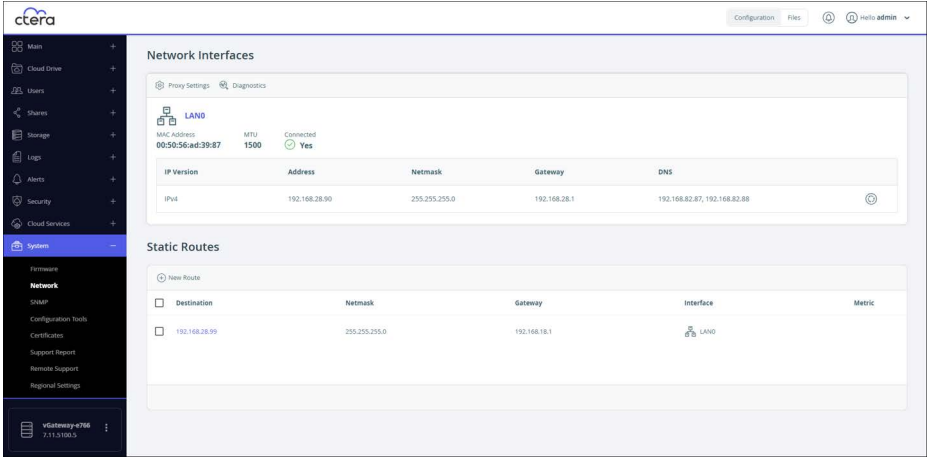
### New Features

ID Number	Description
–	New deployments support the next generation file system, which is enabled by default.
–	Improvements to global file locking on the edge filer.
–	<p>Metadata can be pinned to the edge filer when the next generation file system is implemented.</p> <p><b>Note:</b> Metadata pinning requires both local quota and the next generation file system to be implemented.</p> <p><b>To pin metadata:</b></p> <ol style="list-style-type: none"> <li>1 Either, in the <b>Configuration</b> view, select <b>Cloud Drive &gt; Metadata Pinning</b> in the navigation pane. Or, in the <b>Cloud Drive &gt; Cloud Drive</b> page, click the files link in the <b>Cache</b> box. The <b>Metadata Pinning</b> page is displayed.</li> </ol>  <ol style="list-style-type: none"> <li>2 Slide <b>Pin All Metadata</b> on. All the metadata is always available on the edge filer. You can also pin individual cloud folder metadata instead of all the metadata. In addition, the progress of the metadata download is displayed.</li> </ol>

ID Number	Description
—	<p>Local quotas can be monitored.</p> <p><b>To monitor local quotas:</b></p> <ul style="list-style-type: none"><li>In the <b>Configuration</b> view, select <b>Cloud Drive &gt; Quotas</b> in the navigation pane. The <b>Quotas</b> page is displayed.</li></ul> <p>The <b>Quotas</b> page displays a summary of the cloud folders with quota issues and then a breakdown for each cloud folder which includes the cloud folder owner, path, and quota usage.</p>
—	<p>Log forwarding must be enabled to forward audit logs to the portal for services that require logs from the edge filer: The Edge Filer Syslog service, CTERA Insight, and the Varonis service.</p> <p><b>To enable forwarding audit logs to the portal:</b></p> <ol style="list-style-type: none"><li>In the <b>Configuration</b> view, select <b>Logs &gt; Log Forwarding</b> in the navigation pane. The <b>Log Forwarding</b> page is displayed.</li></ol> 

ID Number	Description
—	<div><div><div><div>2</div><div>Click <b>Enable Log Forwarding</b>.</div></div><div>Log Forwarding is enabled.</div></div><div></div><div><b>Note:</b> Log forwarding is disabled by default for all portal services that require log forwarding and must be enabled for every edge filer that has audit logs that you want forwarding to the portal.</div></div>



ID Number	Description
—	<div><p>The <b>Network</b> page has been redesigned.</p><div><p>This screenshot shows the 'Network Interfaces' section of the CTERA configuration page. It features a sidebar on the left with navigation options like Main, Cloud Drive, Users, Shares, Storage, Logs, Alerts, Security, Cloud Services, and System. The 'System' menu is expanded, showing options like Firmware, Network, SNMP, Configuration Tools, Certificates, Support Report, Remote Support, and Regional Settings. The 'Network' option is selected. The main content area displays the 'LAN0' interface configuration, including its MAC address (00:50:56:ad:39:87), MTU (1500), and connection status (Yes). Below this, a table lists the IP configuration for LAN0: IPv4, Address (192.168.28.90), Netmask (255.255.255.0), Gateway (192.168.28.1), and DNS (192.168.82.87, 192.168.82.88). A 'Static Routes' section is also visible, showing a table with columns for Destination, Netmask, Gateway, Interface, and Metric. The table contains one entry: Destination (192.168.28.99), Netmask (255.255.255.0), Gateway (192.168.18.1), Interface (LAN0), and Metric.</p></div><ul style="list-style-type: none"><li>For edge filers running on ESXi, multiple network interfaces can be defined and managed to improve network segmentation, security, and traffic management.</li></ul><div><p>This screenshot shows the 'Network Interfaces' section of the CTERA configuration page, displaying two interfaces: LAN0 and LAN1. LAN0 has MAC address 00:50:56:ad:e2:d0, MTU 1500, and is connected. Its IP configuration is: IPv4, Address (192.168.18.125), Netmask (255.255.255.0), Gateway (192.168.18.1), and DNS (192.168.82.87, 192.168.82.88). LAN1 has MAC address 00:50:56:ad:0ea2, MTU 1500, and is connected. Its IP configuration is: IPv4, Address (192.168.17.202), Netmask (255.255.255.0), Gateway (192.168.17.1), and DNS (192.168.82.87, 192.168.82.88). The 'Static Routes' section is also visible, showing a table with columns for Destination, Netmask, Gateway, Interface, and Metric. The table contains one entry: Destination (192.168.28.99), Netmask (255.255.255.0), Gateway (192.168.18.1), Interface (LAN0), and Metric.</p></div><ul style="list-style-type: none"><li>Static routes can be defined.</li></ul><div><p>This screenshot shows the 'Network Interfaces' section of the CTERA configuration page, displaying the 'LAN0' interface configuration. It features a sidebar on the left with navigation options like Main, Cloud Drive, Users, Shares, Storage, Logs, Alerts, Security, Cloud Services, and System. The 'System' menu is expanded, showing options like Firmware, Network, SNMP, Configuration Tools, Certificates, Support Report, Remote Support, and Regional Settings. The 'Network' option is selected. The main content area displays the 'LAN0' interface configuration, including its MAC address (00:50:56:ad:39:87), MTU (1500), and connection status (Yes). Below this, a table lists the IP configuration for LAN0: IPv4, Address (192.168.28.90), Netmask (255.255.255.0), Gateway (192.168.28.1), and DNS (192.168.82.87, 192.168.82.88). A 'Static Routes' section is also visible, showing a table with columns for Destination, Netmask, Gateway, Interface, and Metric. The table contains one entry: Destination (192.168.28.99), Netmask (255.255.255.0), Gateway (192.168.18.1), Interface (LAN0), and Metric.</p></div></div>

ID Number	Description
APP-27495, APP-27498	<p>A configuration option <code>/config/fileservices/cifs/macAssistEnabled</code> has been added to enable or disable CTERA Cache Assist (macCache Assist). The default is that CTERA Cache Assist (macCache Assist) is disabled.</p> <p>When disabled, stub icons are not displayed but copy and paste operations do work on stub files in a share.</p> <p>When enabled, stub icons are displayed but copy and paste operations do not work on stub files in a share.</p>
APP-27500	<p>A configuration option <code>/config/fileservices/cifs/ADS_Enabled</code> has been added to enable or disable NTFS Alternate Data Streams (ADS). The default is that ADS is disabled.</p> <p>When disabled, files can be copied from a Windows file system to an edge filer share.</p>

## Resolved Issues

ID Number	Description
APP-27440	After upgrading a CTERA Edge Filer to version 7.9.4600.14, users could not open or copy audit log files under a public share to the local machine.

---

## CTERA EDGE FILER 7.11.4900.11 (JULY 2025)

### WHAT'S NEW

#### New Features

ID Number	Description
APP-27422	SAMBA was patched to include Windows security hardening.

#### Resolved Issues

ID Number	Description
APP-27321	Populating the database with metadata stalled.
APP-27388, APP-27390	In edge filer version 7.11.4900.10, trusted domains could not be added or listed when adding a mapping range.

## CTERA EDGE FILER 7.11.4900.10 (JUNE 2025)

### WHAT'S NEW

#### New Software Features

ID Number	Description
APP-26576, APP-26776	CLI commands are available to prevent non-privileged users from being able to modify file system Posix ACLs. For details, contact CTERA Support.
APP-27224, APP-27254	Error logs have been improved for better troubleshooting.
APP-27263, APP-27280	Microsoft Active Directory mapping can now start at 1000 instead of 200,000.
APP-27302	Remote support is now available. For details, see <a href="https://kb.ctera.com/docs/enabling-remote-support">https://kb.ctera.com/docs/enabling-remote-support</a> .

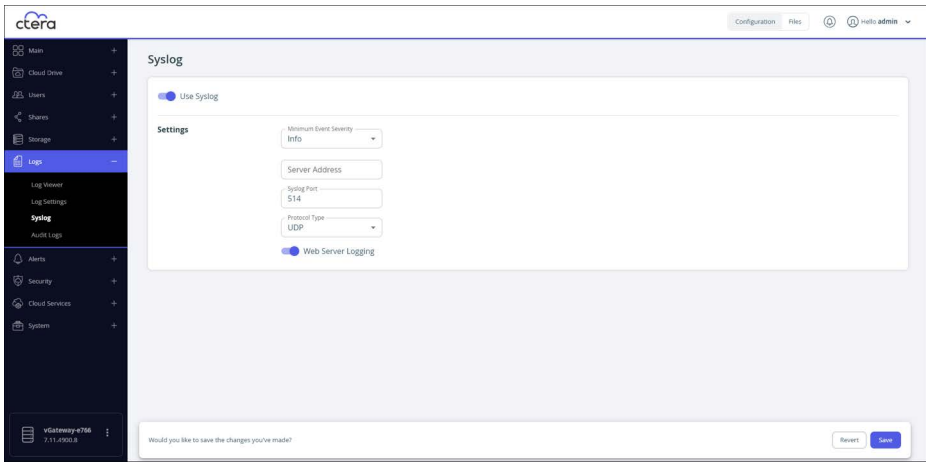
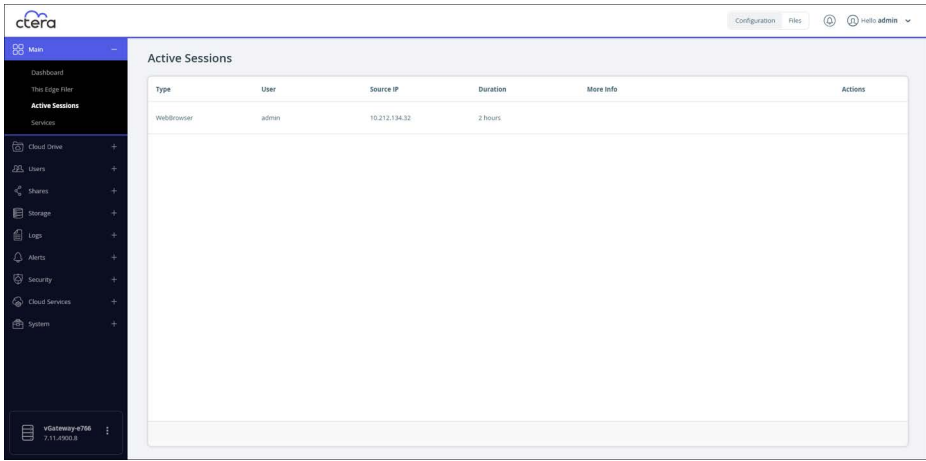
#### Resolved Software Issues

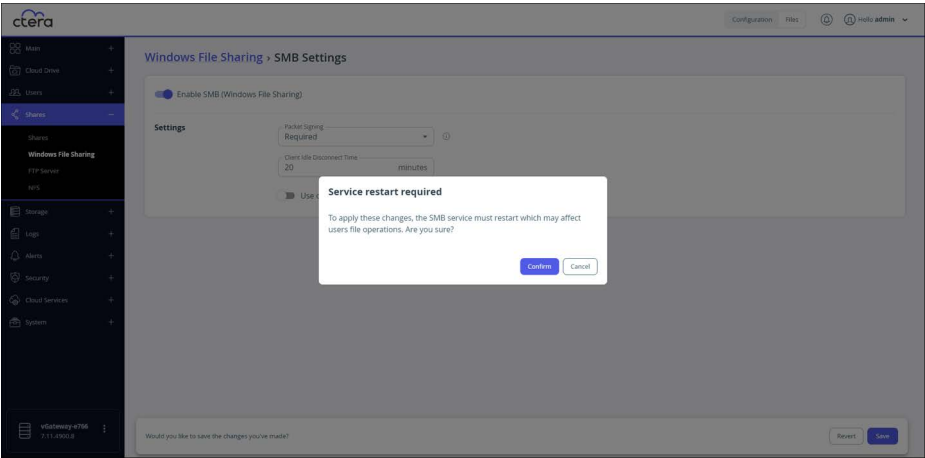
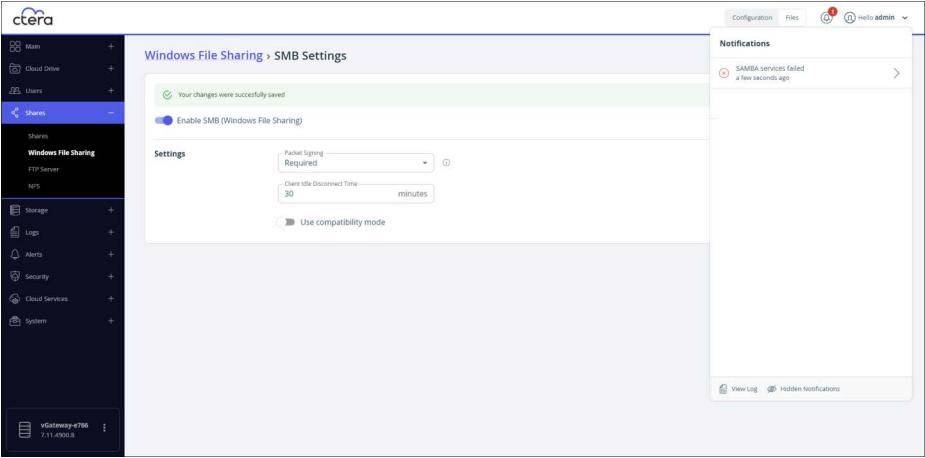
ID Number	Description
APP-26982, APP-27180	When using a proxy server for Bitdefender, an error was issued after disabling and then re-enabling Bitdefender.
APP-27106, APP-27257	When the edge filer was not connected to a portal, new NFS shares could not be created.
APP-27156, APP-27269	CTERA Cache Assist did not work with macOS 14.
APP-27169, APP-27267, APP-27296, APP-27305	Domain users from trusted domains were not properly mapped in edge filers, preventing access to some folders.
APP-27191	When using a proxy server for Bitdefender, an updated database could not be downloaded after disabling and then re-enabling Bitdefender.
APP-27241	Moving to the next generation file system could have failed.
APP-27273	Changing the password on a source file system after running a migration job on it caused the job to fail on following runs.
APP-27294	Pages could have loaded slowly and deduplication information was not displayed.
APP-27299	Changing a file being uploaded to the portal could cause the edge filer to disconnect from the portal.

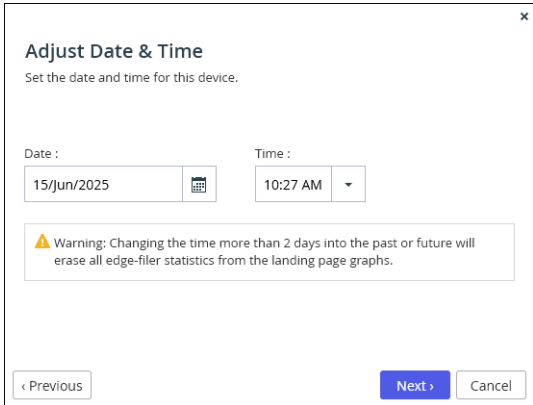
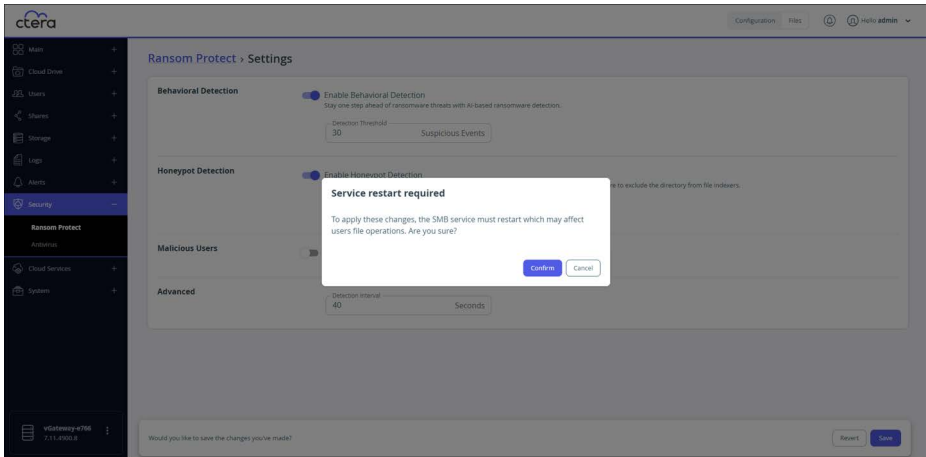
# CTERA EDGE FILER 7.11.4900.8 (JUNE 2025)

## WHAT'S NEW

### New Software Features

ID Number	Description
APP-26329, APP-27046	<p>HTTP and HTTPS request logging can be forward ed to a Syslog server.</p> 
APP-26390, APP-27044	<p>A new column, <b>Actions</b> has been added to the <b>Activity Sessions</b> page, for future use, to enable terminating all SMB sessions from the source IP address.</p> 

ID Number	Description
APP-26553, APP-27043	<p>If you make changes to the SMB settings, you have to restart SAMBA services and a confirmation window is displayed.</p>  <p>Depending on the connectivity, clicking <b>Confirm</b> can result in notifications until the services are restarted.</p> 

ID Number	Description
APP-26563, APP-27045	<p>Setting the date and time without synchronizing with a time server, via <b>System &gt; Regional Settings</b>, has a warning message that changing the time more than 2 days into the past or future will erase all of the edge filer statistics from the <b>Main &gt; Dashboard</b> page.</p> 
APP-26572, APP-27042	<p>If you make changes to the ransomware settings, you have to restart SAMBA services and a confirmation window is displayed.</p>  <p>Depending on the connectivity, clicking <b>Confirm</b> can result in notifications until the services are restarted.</p>
APP-26716	The next generation file system is automatically configured with new edge filer deployments.
APP-26801, APP-27091	You can encrypt and passphrase protect the edge filer configuration file. For details, see <a href="#">Encrypting and Passphrase Protecting the Configuration File</a> .
APP-26970, APP-27064, APP-27175	Additional fields have been added to the nginx access log: session ID, Custom headers, Request duration, ISO8601 timestamp.

## Resolved Software Issues

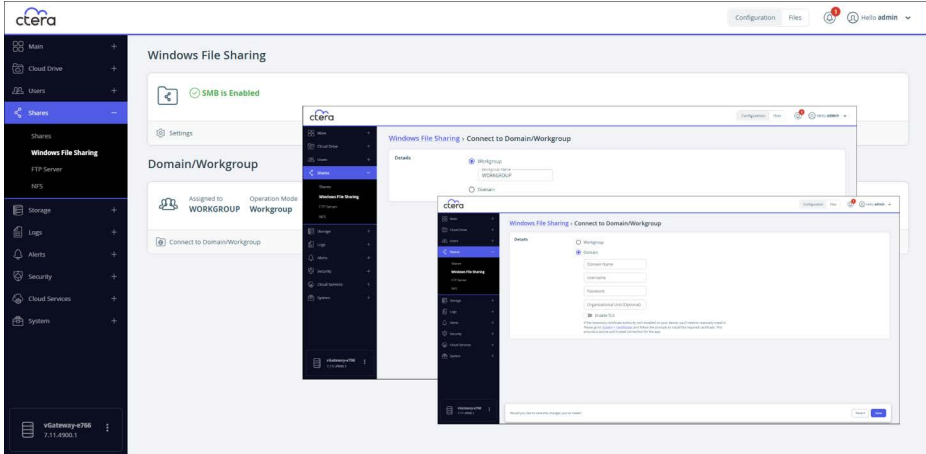
ID Number	Description
APP-27116	After setting up the connection to Microsoft Active Directory, the page is displayed without the connection values displayed in the page.



# CTERA EDGE FILER 7.11.4900.3 (MAY 2025)

## WHAT'S NEW

### New Software Features

Description
<p><b>Additional Edge Filer Activity Graphs</b> – The Dashboard graphs have been improved:</p> <ul style="list-style-type: none"> <li>• The Load graph CPU and RAM options can now be displayed separately.</li> <li>• The Cache Hits and Hit Rate graphs are displayed in the Cache Hits option.</li> <li>• A Disk Activity graph is available to monitor read and write activity to the local disk.</li> <li>• The Cloud I/O graph has been replaced with Cloud Sync with additional options to monitor the sync queue length and the active downloads in addition to the I/O.</li> </ul> <p><b>Additional Notifications</b> – Additional notifications have been introduced to help monitor the environment and troubleshoot problems. For example, an alert is issued when:</p> <ul style="list-style-type: none"> <li>• When a full scan is running to check local quotas.</li> <li>• When a full scan fails.</li> <li>• When the Dashboard &gt; Services page is not functioning.</li> <li>• When the Bitdefender signature DB version cannot be downloaded. If this happens, share file access is blocked as long as the antivirus service is enabled. Either allow access to Bitdefender to update the signature DB or disable the antivirus service, relying only on the portal antivirus service.</li> <li>• When global file locking is disabled on the edge filer.</li> </ul>
<p><b>User Interface Improvements</b> – Sliders are continuing to be introduced to enable or disable features instead of additional pop-up windows. For example, connecting to Microsoft Active Directory domain in the <b>Windows File Sharing</b> page:</p>


## Description

**Local Deduplication Logs** – The local deduplication log has been moved from the **Local Deduplication** page to a tab in the **Log Viewer** page. This change means that options available to all the logs are now also available to the local deduplication log, such as being able to export the log to a Microsoft Excel file.

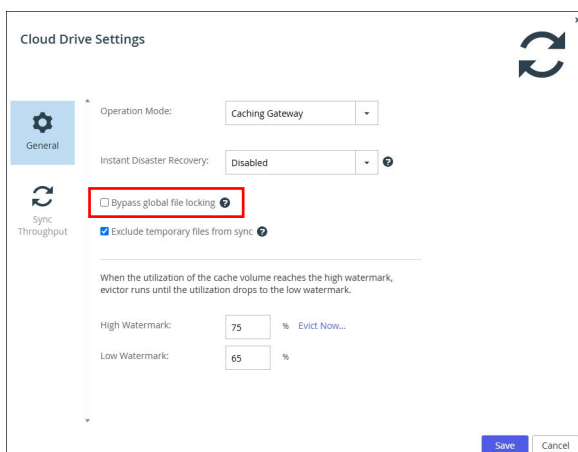
**SMB Audit Log Written to Cloud Drive Folder** – The folder to use for SMB audit logging can now be a nested cloud drive folder.

**Enabling the next generation file system** – New CTERA Edge Filer installations require running commands before connecting the edge filer to a portal (before running the setup wizard).

For existing deployments, from edge filer version 7.6.x, after upgrading the edge filer, rebooting the edge filer automates the process of preparing the edge filer to use the next generation file system.

**Logging HTTP/HTTPS Requests** – Every HTTP/HTTPS request can be logged and forwarded to the Syslog server, over UDP or TCP.

**Global File Locking** – When global file locking is implemented on a portal, which requires portal version 8.3.x and higher, the global file locking mechanism can be disabled. Global file locking is still enabled on all other edge filers connected to the portal.



**Data Scrubbing** – Data scrubbing for arrays has been deprecated and is no longer displayed in the **Arrays** page.

**Changes to SMB Settings** – To improve performance, the option to hide unreadable files and folders is no longer available and has been removed from the **Windows File Sharing > SMB Settings** page. Like with the Windows operating system, unreadable files and folders are visible and only when an attempt is made to access the content are the permissions calculated. This settings is available from the command line and for details contact CTEA Support.

**Note:** A CLI command is available to hide unreadable files and folders. For details, contact CTERA Support.

## Resolved Software Issues

ID Number	Description
APP-20318, APP-26785	After starting up NAS, NFSv3 clients that were connected were not listed.
APP-26552	Rebooting an edge filer took too long.
APP-26611	Users could not be delete in the edge filer user interface when connecting to the edge filer from a SFTP client.
APP-26718, APP-26896	When using the next generation file system, after a cloud folder was renamed and then deleted, the original folder was not deleted on the portal.
APP-26732, APP-26824	Files were not uploaded to the portal when uploading was slow, for example, when throttling was applied.
APP-26887	After connecting the edge filer to Microsoft Active Directory, exporting the configuration and then attempting to import the exported file caused the system to fail with an error.