

Capital Market Laboratories

- Webinar starts at **5:01pm PT / 8:01pm ET**
- **You should hear music right now**
- Remind Ophir to Record
- The recording will automatically be emailed

1

Capital Market Laboratories

- Disclaimers
 - The results here are provided for general informational purposes, as a convenience to the viewers.
 - The materials are not a substitute for obtaining professional advice from a qualified person, firm or corporation.

2

Capital Market Laboratories

- Disclaimers
 - This not a solicitation to buy or sell any security ever.
 - This is not advice.
 - **Past performance is not necessarily indicative of future results.**
 - You should read the *Characteristics and Risks of Standardized Options* available on the OCC website.

3

Capital Market Laboratories

- **Agenda**
- Trading Generally (short version)
- AI – what it is, why it matters (brief but meaningful)
- Three New Strategies with AI (**100 new alerts**)
- In the platform – Doing it in TradeMachine
- The portfolio

4

Capital Market Laboratories

- **Agenda**
- **Trading Generally (short version)**
- AI – what it is, why it matters
- Three New Strategies with AI (**100 new alerts**)
- In the platform – Doing it in TradeMachine
- The portfolio

5

Capital Market Laboratories

- **Agenda**
- **Trading Generally (short version)**
- AI – what it is, why it matters
- Three New Strategies with AI (**100 new alerts**)
- In the platform – Doing it in TradeMachine
 - **Some volatility trading reminders**
- The portfolio

6

Capital Market Laboratories

- Agenda
- Trading Generally (short version) - if you have not had success there is a chance it's mistakes here that explain your performance
- AI – what it is, why it matters
- Three New Strategies with AI (100 new alerts)
- In the platform – Doing it in TradeMachine
- The portfolio

7

Capital Market Laboratories

- But first... why you might care...

8

Capital Market Laboratories

- But first... why you might care...
- On 11-18-2023 I did this with four other strategies

9

Capital Market Laboratories

- But first... why you might care...
- On 11-18-2023 I did this with four other strategies
- Shared 140 alerts

10

Capital Market Laboratories

- But first... why you might care...
- On 11-18-2023 I did this with four other strategies
- Shared 140 alerts
- It has now been almost a year

11

Capital Market Laboratories

- But first... why you might care...
- On 11-18-2023 I did this with four other strategies
- Shared 140 alerts
- It has now been almost a year
- So, we can see how those have done

12

Capital Market Laboratories

- But first... why you might care...
- On 11-18-2023 I did this with four other strategies
- Shared 140 alerts
- It has now been almost a year
- So, we can see how those have done
- And here you go

13

Capital Market Laboratories

- But first... why you might care...
- On 11-18-2023 I did this with four other strategies
- Shared 140 alerts
- And here you go

14

Capital Market Laboratories

- But first... why you might care...
- On 11-18-2023 I did this with four other strategies
- Shared 140 alerts
- And here you go

11-18-2023 through 10-15-2024				
Strategy	Wins	Losses	Win Rate	Avg Return
Spread the Sell-off	76	18	80.85%	38.6%
Pre-E Diagonal	8	11	42.11%	-19.1%
Fade the Dip	18	4	81.82%	18.9%
Buy the Sell-off	2	1	66.67%	18.45%
Totals	104	34	75.4%	26.6%

15

Capital Market Laboratories

- But first... why you might care...
- On 3-20-2024 I did this with four other strategies (more sectors)
- Shared 140 alerts
- And here you go

Next 140 alerts: 2024-03-20 to 2024-10-015				
Strategy	Wins	Losses	Win Rate	Avg Return
Spread the Sell-off	19	5	79.17%	79%
Spread the Sell-off	3	2	60.00%	34%
Spread the Sell-off	38	10	79.17%	2%
Pre-E Diagonal	4	2	66.67%	10%
Fade the Dip	0	1	0.00%	-7%
Fade the Dip	0	1	0.00%	-7%
Buy the Sell-off	1	0	100.00%	125%
Totals	65	21	75.6%	26.8%

16

Capital Market Laboratories

- But first... why you might care...
- 11-18-2024 and 3-20-2024 together
- Shared 280 alerts
- And here you go

11-18-2023 through 10-15-2024				
Strategy	Wins	Losses	Win Rate	Avg Return
Spread the Sell-off	76	18	80.85%	38.6%
Pre-E Diagonal	8	11	42.11%	-19.1%
Fade the Dip	18	4	81.82%	18.9%
Buy the Sell-off	2	1	66.67%	18.45%
Totals	104	34	75.4%	26.6%

Next 140 alerts: 2024-03-20 to 2024-10-015				
Strategy	Wins	Losses	Win Rate	Avg Return
Spread the Sell-off	19	5	79.17%	79%
Spread the Sell-off	3	2	60.00%	34%
Spread the Sell-off	38	10	79.17%	2%
Pre-E Diagonal	4	2	66.67%	10%
Fade the Dip	0	1	0.00%	-7%
Fade the Dip	0	1	0.00%	-7%
Buy the Sell-off	1	0	100.00%	125%
Totals	65	21	75.6%	26.8%

17

Capital Market Laboratories

- So, today, we do it again, with a more diverse portfolio of strategies...

18

Capital Market Laboratories

Trading Generally

- Agenda
- Trading Generally (short version) - if you have not had success there is a chance it's mistakes here that explain your performance
- AI – what it is, why it matters
- Three New Strategies with AI (100 new alerts)
- In the platform – Doing it in TradeMachine
- The portfolio

19

Capital Market Laboratories

Trading Generally

- You've heard me say that for a successful trading career, the long arc, I believe that option traders need a *portfolio* of trades

20

Capital Market Laboratories

Trading Generally

- You've heard me say that for a successful trading career, the long arc, I believe that option traders need a *portfolio* of trades
- Long volatility (long options)

21

Capital Market Laboratories

Trading Generally

- You've heard me say that for a successful trading career, the long arc, I believe that option traders need a *portfolio* of trades
- Long volatility (long options)
- Short volatility (short options)

22

Capital Market Laboratories

Trading Generally

- You've heard me say that for a successful trading career, the long arc, I believe that option traders need a *portfolio* of trades
- Long volatility (long options)
- Short volatility (short options)
- For a bull market

23

Capital Market Laboratories

Trading Generally

- You've heard me say that for a successful trading career, the long arc, I believe that option traders need a *portfolio* of trades
- Long volatility (long options)
- Short volatility (short options)
- For a bull market
- For a bear market

24

Capital Market Laboratories

Trading Generally

- You've heard me say that for a successful trading career, the long arc, I believe that option traders need a *portfolio* of trades
- Long volatility (long options)
- Short volatility (short options)
- For a bull market
- For a bear market
- For a recovering or falling market

25

Capital Market Laboratories

Trading Generally

- You've heard me say that for a successful trading career, the long arc, I believe that option traders need a *portfolio* of trades
- Long volatility (long options)
- Short volatility (short options)
- For a bull market
- For a bear market
- For a recovering or falling market
- In less than 20 minutes you will have this

26

Capital Market Laboratories

Trading Generally

- You've heard me say that for a successful trading career, the long arc, I believe that option traders need a *portfolio* of trades
- Long volatility (long options)
- Short volatility (short options)
- For a bull market
- For a bear market
- For a recovering or falling market
- In less than 20 minutes you will have this *(again)*

27

Capital Market Laboratories

Trading Generally

- Since I will be sharing an actual portfolio of *new* alerts, that's my job, you also have a job

28

Capital Market Laboratories

Trading Generally

- Since I will be sharing an actual portfolio of *new* alerts, that's my job, you also have a job
- Your job is...

29

Capital Market Laboratories

Trading Generally

- A lot of people say they "want to do" something

30

Capital Market Laboratories

Trading Generally

- A lot of people say they “want to do” something
- But what they really mean is that they “like the idea of doing” something

31

Capital Market Laboratories

Trading Generally

- A lot of people say they “want to do” something
- But what they really mean is that they “like the idea of doing” something

32

Capital Market Laboratories

Trading Generally

- A lot of people say they “want to do” something
- But what they really mean is that they “like the idea of doing” something
- In my opinion, if you want to be a successful trader, and are able to disentangle the difference between “want” and “like the idea of,” then your focus will be on the following:

33

Capital Market Laboratories

Trading Generally

- A lot of people say they “want to do” something
- But what they really mean is that they “like the idea of doing” something
- In my opinion, if you want to be a successful trader, and are able to disentangle the difference between “want” and “like the idea of,” then your focus will be on the following:
 - Process (plan)

34

Capital Market Laboratories

Trading Generally

- A lot of people say they “want to do” something
- But what they really mean is that they “like the idea of doing” something
- In my opinion, if you want to be a successful trader, and are able to disentangle the difference between “want” and “like the idea of,” then your focus will be on the following:
 - Process (plan)
 - Patience (with the plan and with self)

35

Capital Market Laboratories

Trading Generally

- A lot of people say they “want to do” something
- But what they really mean is that they “like the idea of doing” something
- In my opinion, if you want to be a successful trader, and are able to disentangle the difference between “want” and “like the idea of,” then your focus will be on the following:
 - Process (plan)
 - Patience (with the plan and with self)
 - Effort

36

Capital Market Laboratories

Trading Generally

- > A lot of people say they "want to do" something
- > But what they really mean is that they "like the idea of doing" something
- > In my opinion, if you want to be a successful trader, and are able to disentangle the difference between "want" and "like the idea of," then your focus will be on the following:
 - > Process (plan)
 - > Patience (with the plan and with self)
 - > Effort
 - > It's (probably) not going to be as easy as you want it to be

37

Capital Market Laboratories

Trading Generally

- > A lot of people say they "want to do" something
- > But what they really mean is that they "like the idea of doing" something
- > In my opinion, if you want to be a successful trader, and are able to disentangle the difference between "want" and "like the idea of," then your focus will be on the following:
 - > Process (plan)
 - > Patience (with the plan and with self)
 - > Effort
 - > It's (probably) not going to be as easy as you want it to be
 - > It's also (probably) going to be more satisfying than you think it will be

38

Capital Market Laboratories

Trading Generally

- > A lot of people say they "**want to do**" something
- > But what they really mean is that they "**like the idea of doing**" something
- > In my opinion, if you want to be a successful trader, and are able to disentangle the difference between "want" and "like the idea of," then your focus will be on the following:
 - > Process (plan)
 - > Patience (with the plan and with self)
 - > Effort
 - > It's (probably) not going to be as easy as you want it to be
 - > It's also (probably) going to be more satisfying than you think it will be

39

Capital Market Laboratories

Trading Generally

- > A lot of people say they "want to do" something
- > But what they really mean is that they "like the idea of doing" something
- > In my opinion, if you want to be a successful trader, and are able to disentangle the difference between "want" and "like the idea of," then your focus will be on the following:
 - > Process (plan)
 - > Patience (with the plan and with self)
 - > Effort

Unfortunately, I can't help with this other than some personal views I have about life

40

Capital Market Laboratories

Trading Generally

- >
- >
- > Effort

This is your job

41

Capital Market Laboratories

Trading Generally

- > Goal: To have a portfolio of trades that historically do better at different times of market cycles in order to make the long arc of a trading career successful

42

Capital Market Laboratories

Trading Generally

- Goal: To have a portfolio of trades that historically do better at different times of market cycles in order to make the long arc of a trading career successful
- What is a portfolio?

43

Capital Market Laboratories

- When a stock has dropped and may recover
- (1) Spread the Sell-off + AI
 - Tech (NASDAQ 100), Financials, Health care, Energy

44

Capital Market Laboratories

- When a stock has dropped and may recover
- (1) Spread the Sell-off + AI
 - Tech (NASDAQ 100), Financials, Health care, Energy
- (2) Buy the Sell-off + AI
 - Tech (NASDAQ 100), Financials, Healthcare, Energy

45

Capital Market Laboratories

- When a stock has dropped and may recover
- (1) Spread the Sell-off + AI
 - Tech (NASDAQ 100), Financials, Health care, Energy
- (2) Buy the Sell-off + AI
 - Tech (NASDAQ 100), Financials, Healthcare, Energy
- When a stock has technical strength

46

Capital Market Laboratories

- When a stock has dropped and may recover
- (1) Spread the Sell-off + AI
 - Tech (NASDAQ 100), Financials, Health care, Energy
- (2) Buy the Sell-off + AI
 - Tech (NASDAQ 100), Financials, Healthcare, Energy
- When a stock has technical strength
- (3) Pre-earnings Momentum Diagonal Call Spread + AI

47

Capital Market Laboratories

- When a stock has dropped and may recover
- (1) Spread the Sell-off + AI
 - Tech (NASDAQ 100), Financials, Health care, Energy
- (2) Buy the Sell-off + AI
 - Tech (NASDAQ 100), Financials, Healthcare, Energy
- When a stock has technical strength
- (3) Pre-earnings Momentum Diagonal Call Spread + AI
 - Tech (NASDAQ 100), Financials, Healthcare, Energy
 - Multiple timeframes

48

Capital Market Laboratories

- > When a stock has dropped and may recover
- > (1) Spread the Sell-off + AI
 - > Tech (NASDAQ 100), Financials, Health care, Energy
- > (2) Buy the Sell-off + AI
 - > Tech (NASDAQ 100), Financials, Healthcare, Energy
- > When a stock has technical strength
- > (3) Pre-earnings Momentum Diagonal Call Spread + AI
 - > Tech (NASDAQ 100), Financials, Healthcare, Energy
 - > Multiple timeframes
- > When a stock recaptures technical failure

49

Capital Market Laboratories

- > When a stock has dropped and may recover
- > (1) Spread the Sell-off + AI
 - > Tech (NASDAQ 100), Financials, Health care, Energy
- > (2) Buy the Sell-off + AI
 - > Tech (NASDAQ 100), Financials, Healthcare, Energy
- > When a stock has technical strength
- > (3) Pre-earnings Momentum Diagonal Call Spread + AI
 - > Tech (NASDAQ 100), Financials, Healthcare, Energy
 - > Multiple timeframes
- > When a stock recaptures technical failure

50

Capital Market Laboratories

- > When a stock has dropped and may recover
- > (1) Spread the Sell-off + AI
 - > Tech (NASDAQ 100), Financials, Health care, Energy
- > (2) Buy the Sell-off + AI
 - > Tech (NASDAQ 100), Financials, Healthcare, Energy
- > When a stock has technical strength
- > (3) Pre-earnings Momentum Diagonal Call Spread + AI
 - > Tech (NASDAQ 100), Financials, Healthcare, Energy
 - > Multiple timeframes
- > When a stock recaptures technical failure
- > (4) Fade the Dip + AI
 - > Tech (NASDAQ 100), Financials, Healthcare → When something **does NOT** work
 - > Multiple timeframes

51

Capital Market Laboratories

- > When a stock has dropped and may recover
- > (1) Spread the Sell-off + AI
- > (2) Buy the Sell-off + AI
- > When a stock has technical strength
- > (3) Pre-earnings Momentum Diagonal Call Spread + AI
- > When a stock recaptures technical failure
- > (4) Fade the Dip + AI

52

Capital Market Laboratories

- > When a stock has dropped and may recover
- > (1) Spread the Sell-off + AI
- > (2) Buy the Sell-off + AI
- > When a stock has technical strength
- > (3) Pre-earnings Momentum Diagonal Call Spread + AI
- > When a stock recaptures technical failure
- > (4) Fade the Dip + AI

A portfolio of trades

53

Capital Market Laboratories

- > **When a stock has dropped and may recover**
- > (1) Spread the Sell-off + AI
- > (2) Buy the Sell-off + AI
- > **When a stock has technical strength**
- > (3) Pre-earnings Momentum Diagonal Call Spread + AI
- > **When a stock recaptures technical failure**
- > (4) Fade the Dip + AI
- > **Different markets**

A portfolio of trades

54

Capital Market Laboratories

- > When a stock has dropped and may recover
 - (1) Spread the Sell-off + AI
 - (2) Buy the Sell-off + AI
- > When a stock has technical strength
 - (3) Pre-earnings Momentum Diagonal Call Spread + AI
- > When a stock recaptures technical failure
 - (4) Fade the Dip + AI
- > Different markets
- > Different trade types (selling vol, buying vol, mostly spreads)

A portfolio of trades

55

Capital Market Laboratories

- > When a stock has dropped and may recover
 - (1) Spread the Sell-off + AI
 - (2) Buy the Sell-off + AI
- > When a stock has technical strength
 - (3) Pre-earnings Momentum Diagonal Call Spread + AI
- > When a stock recaptures technical failure
 - (4) Fade the Dip + AI
- > Different markets
- > Different trade types (selling vol, buying vol, mostly spreads)
- > Different sectors

A portfolio of trades

56

Capital Market Laboratories

- > When a stock has dropped and may recover
 - (1) Spread the Sell-off + AI
 - (2) Buy the Sell-off + AI
- > When a stock has technical strength
 - (3) Pre-earnings Momentum Diagonal Call Spread + AI
- > When a stock recaptures technical failure
 - (4) Fade the Dip + AI
- > Different markets
- > Different trade types (selling vol, buying vol, mostly spreads)
- > Different sectors

A portfolio of trades

57

Capital Market Laboratories

Discussing Today

- > When a stock has dropped and may recover
 - (1) Spread the Sell-off + AI
 - (2) Buy the Sell-off + AI
 - (5) New Over Sold the Sell-off + AI
- > When a stock has technical strength
 - (3) Pre-earnings Momentum Diagonal Call Spread + AI
 - (6) Spread the Bullish Sector + AI
- > When a stock recaptures technical failure
 - (4) Fade the Dip + AI
 - (7) Buy the Dip + AI
- > Different markets
- > Different trade types (selling vol, buying vol, mostly spreads)
- > Different sectors

A portfolio of trades

A portfolio of trades

58

Capital Market Laboratories

- > Back testing at the core
- > Leans heavily on proprietary AI (video)
- > Look for strong results in a sector
- > Find the best performers in the sector *if and only if the sector performs well*

59

Capital Market Laboratories

- > Agenda
- > Trading Generally (short version)
- > AI – what it is, why it matters (brief but meaningful)
- > Three New Strategies with AI (100 new alerts)
- > In the platform – Doing it in TradeMachine
- > The portfolio

60

Capital Market Laboratories

AI – what it is, why it matters (brief but meaningful)

- So, what is this “AI” thing we do?

61

Capital Market Laboratories

AI – what it is, why it matters (brief but meaningful)

- So, what is this “AI” thing we do?
- There are ways a stock moves and this movement can be plotted as daily returns
 - Like: +0.63%, -0.52%, etc., etc.

62

Capital Market Laboratories

AI – what it is, why it matters (brief but meaningful)

- So, what is this “AI” thing we do?
- There are ways a stock moves and this movement can be plotted as daily returns
 - Like: +0.63%, -0.52%, etc., etc.
- These numbers, when you take a magnifying glass to them, have characteristics that matter to traders

63

Capital Market Laboratories

AI – what it is, why it matters (brief but meaningful)

- So, what is this “AI” thing we do?
- There are ways a stock moves and this movement can be plotted as daily returns
 - Like: +0.63%, -0.52%, etc., etc.
- These numbers, when you take a magnifying glass to them, have characteristics that matter to traders
 - Large moves

64

Capital Market Laboratories

AI – what it is, why it matters (brief but meaningful)

- So, what is this “AI” thing we do?
- There are ways a stock moves and this movement can be plotted as daily returns
 - Like: +0.63%, -0.52%, etc., etc.
- These numbers, when you take a magnifying glass to them, have characteristics that matter to traders
 - Large moves
 - Up or down, or both? Frequency?
 - Tails / Kurtosis

65

Capital Market Laboratories

AI – what it is, why it matters (brief but meaningful)

- So, what is this “AI” thing we do?
- There are ways a stock moves and this movement can be plotted as daily returns
 - Like: +0.63%, -0.52%, etc., etc.
- These numbers, when you take a magnifying glass to them, have characteristics that matter to traders
 - Large moves
 - Up or down, or both?
 - Tails / Kurtosis
 - Positive or negative
 - Symmetry (or asymmetry)

66

Capital Market Laboratories

AI – what it is, why it matters (brief but meaningful)

- So, what is this “AI” thing we do?
- There are ways a stock moves and this movement can be plotted as daily returns
 - Like: +0.63%, -0.52%, etc., etc.
- These numbers, when you take a magnifying glass to them, have characteristics that matter to traders
 - Large moves
 - Up or down, or both?
 - Tails / Kurtosis
 - Positive or negative
 - Symmetry (or asymmetry)
 - Skew

67

Capital Market Laboratories

AI – what it is, why it matters (brief but meaningful)

- We discovered, that taking AI and pointing it at “the stuff you see with a magnifying glass,” comes in patterns

68

Capital Market Laboratories

AI – what it is, why it matters (brief but meaningful)

- We discovered, that taking AI and pointing it at “the stuff you see with a magnifying glass,” comes in patterns
- These pattern repeat and have repeated for decades, through several different markets

69

Capital Market Laboratories

AI – what it is, why it matters (brief but meaningful)

- We discovered, that taking AI and pointing it at “the stuff you see with a magnifying glass,” comes in patterns
- These pattern repeat and have repeated for decades, through several different markets
- Our AI captures these patterns and turns them into a signal

70

Capital Market Laboratories

AI – what it is, why it matters (brief but meaningful)

- We discovered, that taking AI and pointing it at “the stuff you see with a magnifying glass,” comes in patterns
- These pattern repeat and have repeated for decades, through several different markets
- Our AI captures these patterns and turns them into a signal
- The good news is, you don’t need to know the details

71

Capital Market Laboratories


AI – what it is, why it matters (brief but meaningful)

- We discovered, that taking AI and pointing it at “the stuff you see with a magnifying glass,” comes in patterns
- These pattern repeat and have repeated for decades, through several different markets
- Our AI captures these patterns and turns them into a signal
- The good news is, you don’t need to know the details
- What you need to know is that when you see this  in TradeMachine®, it’s triggered

72

Capital Market Laboratories


AI – what it is, why it matters (brief but meaningful)

- We discovered, that taking AI and pointing it at “the stuff you see with a magnifying glass,” comes in patterns
- These pattern repeat and have repeated for decades, through several different markets
- Our AI captures these patterns and turns them into a signal
- The good news is, you don’t need to know the details
- What you need to know is that when you see this  in TradeMachine®, it’s triggered
- And why care?... Because of the results

73

Capital Market Laboratories


AI – what it is, why it matters (brief but meaningful)

-  Impact
- Video (8 min)
- <https://www.youtube.com/watch?v=QbpSuQCpOzA>

74

Capital Market Laboratories


AI – what it is, why it matters (brief but meaningful)

-  Impact
- Many more strategies; this was meant as a motivation not to be comprehensive.
- Average returns up
- Win rates up

75

Capital Market Laboratories


AI – what it is, why it matters (brief but meaningful)

-  Impact
- Many more strategies; this was meant as a motivation not to be comprehensive.
- Average returns up
- Win rates up
- Statistical significance verified (it’s not just “luck”)

76

Capital Market Laboratories

AI – what it is, why it matters (brief but meaningful)

-  Impact
- Many more strategies; this was meant as a motivation not to be comprehensive.
- Average returns up
- Win rates up
- Statistical significance verified (it’s not just “luck”)

1. Imagine your win rates **rising** by about 10% with 99.9% statistical significance
2. Imagine your average returns **doubling or tripling**

That’s the **option** takeaway.

77

Capital Market Laboratories

- **Agenda**
- Trading Generally (short version)
- AI – what it is, why it matters (brief but meaningful)
- **Three New Strategies with AI (100 new alerts)**
- In the platform – Doing it in TradeMachine
- The portfolio

78

Capital Market Laboratories

Three New Strategies with AI

- Sector ETF strategy

79

Capital Market Laboratories

Three New Strategies with AI

- Sector ETF strategy
- IWM – Small cap index
- QQQ – NASDAQ 100 index
- XLF – Financials Sector
- XLU – Utilities Sector
- XLK – Technology Sector
- XLV – Healthcare Sector
- XLB – Basic Materials Sector

80

Capital Market Laboratories

Three New Strategies with AI

- Sector ETF strategy
- IWM – Small cap index
- QQQ – NASDAQ 100 index
- XLF – Financials Sector
- XLU – Utilities Sector
- XLK – Technology Sector
- XLV – Healthcare Sector
- XLB – Basic Materials Sector
- Same option trade as “Spread the Sell-off”

81

Capital Market Laboratories

Three New Strategies with AI

- Sector ETF strategy
- IWM – Small cap index
- QQQ – NASDAQ 100 index
- XLF – Financials Sector
- XLU – Utilities Sector
- XLK – Technology Sector
- XLV – Healthcare Sector
- XLB – Basic Materials Sector
- Same option trade as “Spread the Sell-off”
- But can also just be a short put spread

82

Capital Market Laboratories

Three New Strategies with AI

- Sector ETF strategy
- IWM – Small cap index
- QQQ – NASDAQ 100 index
- XLF – Financials Sector
- XLU – Utilities Sector
- XLK – Technology Sector
- XLV – Healthcare Sector
- XLB – Basic Materials Sector
- Same option trade as “Spread the Sell-off”
- But... the technical open is bullish

83

Capital Market Laboratories

Three New Strategies with AI

- Sector ETF strategy
- Technical open

84

Capital Market Laboratories

Three New Strategies with AI

- Sector ETF strategy
- Technical open

In the last year, the kurtosis (tailedness) of the stock returns has been Above 1

Learn more about Kurtosis1Y

6 month asymmetry of up vs down stock returns Above 1

Learn more about Skew6Mo

On the day, the stock moves Down 6 % or more

RSI 5 Days Below 70 (0 to 100)

Learn more about RSI

85

Capital Market Laboratories

Three New Strategies with AI

- Sector ETF strategy
- Technical open

In the last year, the kurtosis (tailedness) of the stock returns has been Above 1

Learn more about Kurtosis1Y

6 month asymmetry of up vs down stock returns Above 1

Learn more about Skew6Mo

On the day, the stock moves Down 6 % or more

RSI 5 Days Below 70 (0 to 100)

Learn more about RSI

86

Capital Market Laboratories

Three New Strategies with AI

- Sector ETF strategy
- Results

87

Capital Market Laboratories

Three New Strategies with AI

- Sector ETF strategy
- Results

Sector ETF Bullish Strategy					
	Wins	Losses	Win Rate	Avg Trade	Time Frame
With AI	82	4	95.3%	42%	5

88

Capital Market Laboratories

Three New Strategies with AI

- Sector ETF strategy
- Results

Sector ETF Bullish Strategy					
	Wins	Losses	Win Rate	Avg Trade	Time Frame
With AI	82	4	95.3%	42%	5
No AI	575	65	89.8%	16%	5

89

Capital Market Laboratories

Three New Strategies with AI

- Sector ETF strategy
- Results

Sector ETF Bullish Strategy					
	Wins	Losses	Win Rate	Avg Trade	Time Frame
With AI	82	4	95.3%	42%	5
No AI	575	65	89.8%	16%	5
With AI	46	4	92.0%	40%	3

90

Capital Market Laboratories

Three New Strategies with AI

- Sector ETF strategy
- Results

Sector ETF Bullish Strategy					
	Wins	Losses	Win Rate	Avg Trade	Time Frame
With AI	82	4	95.3%	42%	5
No AI	575	65	89.8%	16%	5
With AI	46	4	92.0%	40%	3
No AI	333	53	86.3%	11%	3

91

Capital Market Laboratories

Three New Strategies with AI

- Sector ETF strategy
- Results

Sector ETF Bullish Strategy					
	Wins	Losses	Win Rate	Avg Trade	Time Frame
With AI	82	4	95.3%	42%	5
No AI	575	65	89.8%	16%	5
With AI	46	4	92.0%	40%	3
No AI	333	53	86.3%	11%	3
With AI	21	3	87.5%	40%	1

92

Capital Market Laboratories

Three New Strategies with AI

- Sector ETF strategy
- Results

Sector ETF Bullish Strategy					
	Wins	Losses	Win Rate	Avg Trade	Time Frame
With AI	82	4	95.3%	42%	5
No AI	575	65	89.8%	16%	5
With AI	46	4	92.0%	40%	3
No AI	333	53	86.3%	11%	3
With AI	21	3	87.5%	40%	1
No AI	117	17	87.3%	37%	1

93

Capital Market Laboratories

Three New Strategies with AI

- Sector ETF strategy
- Results

Sector ETF Bullish Strategy					
	Wins	Losses	Win Rate	Avg Trade	Time Frame
With AI	82	4	95.3%	42%	5
No AI	575	65	89.8%	16%	5
With AI	46	4	92.0%	40%	3
No AI	333	53	86.3%	11%	3
With AI	21	3	87.5%	40%	1
No AI	117	17	87.3%	37%	1
With AI	15	2	88.2%	46%	0.5

94

Capital Market Laboratories

Three New Strategies with AI

- Sector ETF strategy
- Results

Sector ETF Bullish Strategy					
	Wins	Losses	Win Rate	Avg Trade	Time Frame
With AI	82	4	95.3%	42%	5
No AI	575	65	89.8%	16%	5
With AI	46	4	92.0%	40%	3
No AI	333	53	86.3%	11%	3
With AI	21	3	87.5%	40%	1
No AI	117	17	87.3%	37%	1
With AI	15	2	88.2%	46%	0.5
No AI	52	11	82.5%	18%	0.5

95

Capital Market Laboratories

Three New Strategies with AI

- Sector ETF strategy
- Results

Sector ETF Bullish Strategy					
	Wins	Losses	Win Rate	Avg Trade	Time Frame
With AI	82	4	95.3%	42%	5
With AI (SPS)	49	11	81.7%	12%	5

96

Capital Market Laboratories

Three New Strategies with AI

- Sector ETF strategy
- Results

Sector ETF Bullish Strategy					
	Wins	Losses	Win Rate	Avg Trade	Time Frame
With AI	82	4	95.3%	42%	5
No AI	575	65	89.8%	16%	5
With AI	46	4	92.0%	40%	3
No AI	333	53	86.3%	11%	3
With AI	21	3	87.5%	40%	1
No AI	117	17	87.3%	37%	1
With AI	15	2	88.2%	46%	0.5
No AI	52	11	82.5%	18%	0.5
With AI (SPS)	49	11	81.7%	12%	5
No AI (SPS)	372	110	77.2%	3%	5

97

Capital Market Laboratories

Three New Strategies with AI

- Sector ETF strategy
- Results

Sector ETF Bullish Strategy					
	Wins	Losses	Win Rate	Avg Trade	Time Frame
With AI	82	4	95.3%	42%	5
No AI	575	65	89.8%	16%	5
With AI	46	4	92.0%	40%	3
No AI	333	53	86.3%	11%	3
With AI	21	3	87.5%	40%	1
No AI	117	17	87.3%	37%	1
With AI	15	2	88.2%	46%	0.5
No AI	52	11	82.5%	18%	0.5
With AI (SPS)	49	11	81.7%	12%	5
No AI (SPS)	372	110	77.2%	3%	5

98

Capital Market Laboratories

Three New Strategies with AI

- Sector ETF strategy
- Results

Sector ETF Bullish Strategy					
	Wins	Losses	Win Rate	Avg Trade	Time Frame
With AI	82	4	95.3%	42%	5
No AI	575	65	89.8%	16%	5
With AI	46	4	92.0%	40%	3
No AI	333	53	86.3%	11%	3
With AI	21	3	87.5%	40%	1
No AI	117	17	87.3%	37%	1
With AI	15	2	88.2%	46%	0.5
No AI	52	11	82.5%	18%	0.5
With AI (SPS)	49	11	81.7%	12%	5
No AI (SPS)	372	110	77.2%	3%	5

99

Capital Market Laboratories

Three New Strategies with AI

- Sector ETF strategy
 - There are some great products out there for traders
- Results

Sector ETF Bullish Strategy					
	Wins	Losses	Win Rate	Avg Trade	Time Frame
With AI	82	4	95.3%	42%	5
No AI	575	65	89.8%	16%	5
With AI	46	4	92.0%	40%	3
No AI	333	53	86.3%	11%	3
With AI	21	3	87.5%	40%	1
No AI	117	17	87.3%	37%	1
With AI	15	2	88.2%	46%	0.5
No AI	52	11	82.5%	18%	0.5
With AI (SPS)	49	11	81.7%	12%	5
No AI (SPS)	372	110	77.2%	3%	5

100

Capital Market Laboratories

Three New Strategies with AI

- Sector ETF strategy
 - There are some great products out there for traders
- Results
 - There is no place in the world other than TradeMachine for this AI

Sector ETF Bullish Strategy					
	Wins	Losses	Win Rate	Avg Trade	Time Frame
With AI	82	4	95.3%	42%	5
No AI	575	65	89.8%	16%	5
With AI	46	4	92.0%	40%	3
No AI	333	53	86.3%	11%	3
With AI	21	3	87.5%	40%	1
No AI	117	17	87.3%	37%	1
With AI	15	2	88.2%	46%	0.5
No AI	52	11	82.5%	18%	0.5
With AI (SPS)	49	11	81.7%	12%	5
No AI (SPS)	372	110	77.2%	3%	5

101

Capital Market Laboratories

Three New Strategies with AI

- Sector ETF strategy
 - There are some great products out there for traders
- Results
 - There is no place in the world other than TradeMachine for this AI
- 7 new alerts

Sector ETF Bullish Strategy					
	Wins	Losses	Win Rate	Avg Trade	Time Frame
With AI	82	4	95.3%	42%	5
No AI	575	65	89.8%	16%	5
With AI	46	4	92.0%	40%	3
No AI	333	53	86.3%	11%	3
With AI	21	3	87.5%	40%	1
No AI	117	17	87.3%	37%	1
With AI	15	2	88.2%	46%	0.5
No AI	52	11	82.5%	18%	0.5
With AI (SPS)	49	11	81.7%	12%	5
No AI (SPS)	372	110	77.2%	3%	5

102

Capital Market Laboratories

Three New Strategies with AI

- There is no place in the world other than TradeMachine for this AI

Sector ETF Bullish Strategy					
	Wins	Losses	Win Rate	Avg Trade	Time Frame
With AI	82	4	95.3%	42%	5
No AI	575	65	89.8%	16%	5
With AI	46	4	92.0%	40%	3
No AI	333	53	86.3%	11%	3
With AI	21	3	87.5%	40%	1
No AI	117	17	87.3%	37%	1
With AI	15	2	88.2%	46%	0.5
No AI	52	11	82.5%	18%	0.5
With AI (SPS)	49	11	81.7%	12%	5
No AI (SPS)	372	110	77.2%	3%	5

103

Capital Market Laboratories

Three New Strategies with AI

- Buy the Dip Improved Strategy
- Technical open

104

Capital Market Laboratories

Three New Strategies with AI

- Buy the Dip Improved Strategy
- Technical open

105

Capital Market Laboratories

Three New Strategies with AI

- Buy the Dip Improved Strategy
- Results

106

Capital Market Laboratories

Three New Strategies with AI

- Buy the Dip Improved Strategy
- Results

New Buy the Dip + AI Strategy (QQQ)					
	Wins	Losses	Win Rate	Avg Trade	Time Frame
With AI	183	164	53%	16%	5

107

Capital Market Laboratories

Three New Strategies with AI

- Buy the Dip Improved Strategy
- Results

New Buy the Dip + AI Strategy (QQQ)					
	Wins	Losses	Win Rate	Avg Trade	Time Frame
With AI	183	164	53%	16%	5
No AI	504	642	44%	8%	5

108

Capital Market Laboratories

Three New Strategies with AI

- Buy the Dip Improved Strategy
- Results

New Buy the Dip + AI Strategy (QQQ)					
	Wins	Losses	Win Rate	Avg Trade	Time Frame
With AI	183	164	53%	16%	5
No AI	504	642	44%	8%	5
With AI	124	124	50%	15%	3

109

Capital Market Laboratories

Three New Strategies with AI

- Buy the Dip Improved Strategy
- Results

New Buy the Dip + AI Strategy (QQQ)					
	Wins	Losses	Win Rate	Avg Trade	Time Frame
With AI	183	164	53%	16%	5
No AI	504	642	44%	8%	5
With AI	124	124	50%	15%	3
No AI	325	454	42%	2%	3

110

Capital Market Laboratories

Three New Strategies with AI

- Buy the Dip Improved Strategy
- Results

New Buy the Dip + AI Strategy (QQQ)					
	Wins	Losses	Win Rate	Avg Trade	Time Frame
With AI	183	164	53%	16%	5
No AI	504	642	44%	8%	5
With AI	124	124	50%	15%	3
No AI	325	454	42%	2%	3
With AI	52	35	60%	22%	1

111

Capital Market Laboratories

Three New Strategies with AI

- Buy the Dip Improved Strategy
- Results

New Buy the Dip + AI Strategy (QQQ)					
	Wins	Losses	Win Rate	Avg Trade	Time Frame
With AI	183	164	53%	16%	5
No AI	504	642	44%	8%	5
With AI	124	124	50%	15%	3
No AI	325	454	42%	2%	3
With AI	52	35	60%	22%	1
No AI	101	119	46%	11%	1

112

Capital Market Laboratories

Three New Strategies with AI

- Buy the Dip Improved Strategy
- Results

New Buy the Dip + AI Strategy (QQQ)					
	Wins	Losses	Win Rate	Avg Trade	Time Frame
With AI	183	164	53%	16%	5
No AI	504	642	44%	8%	5
With AI	124	124	50%	15%	3
No AI	325	454	42%	2%	3
With AI	52	35	60%	22%	1
No AI	101	119	46%	11%	1
With AI	11	5	69%	34%	0.5

113

Capital Market Laboratories

Three New Strategies with AI

- Buy the Dip Improved Strategy
- Results

New Buy the Dip + AI Strategy (QQQ)					
	Wins	Losses	Win Rate	Avg Trade	Time Frame
With AI	183	164	53%	16%	5
No AI	504	642	44%	8%	5
With AI	124	124	50%	15%	3
No AI	325	454	42%	2%	3
With AI	52	35	60%	22%	1
No AI	101	119	46%	11%	1
With AI	11	5	69%	34%	0.5
No AI	20	12	63%	31%	0.5

114

Capital Market Laboratories

Three New Strategies with AI

- Buy the Dip Improved Strategy
- Results

New Buy the Dip + AI Strategy (QQQ)					
	Wins	Losses	Win Rate	Avg Trade	Time Frame
With AI	183	164	53%	16%	5
No AI	504	642	44%	8%	5
With AI	124	124	50%	15%	3
No AI	325	454	42%	2%	3
With AI	52	35	60%	22%	1
No AI	101	119	46%	11%	1
With AI	11	5	69%	34%	0.5
No AI	20	12	63%	31%	0.5

115

Capital Market Laboratories

Three New Strategies with AI

- Buy the Dip Improved Strategy
- Results

There are some great products out there for traders

There is no place in the world other than TradeMachine for this AI

New Buy the Dip + AI Strategy (QQQ)					
	Wins	Losses	Win Rate	Avg Trade	Time Frame
With AI	183	164	53%	16%	5
No AI	504	642	44%	8%	5
With AI	124	124	50%	15%	3
No AI	325	454	42%	2%	3
With AI	52	35	60%	22%	1
No AI	101	119	46%	11%	1
With AI	11	5	69%	34%	0.5
No AI	20	12	63%	31%	0.5

116

Capital Market Laboratories

Three New Strategies with AI

- Buy the Dip Improved Strategy
- Results

There is no place in the world other than TradeMachine for this AI

New Buy the Dip + AI Strategy (QQQ)					
	Wins	Losses	Win Rate	Avg Trade	Time Frame
With AI	183	164	53%	16%	5
No AI	504	642	44%	8%	5
With AI	124	124	50%	15%	3
No AI	325	454	42%	2%	3
With AI	52	35	60%	22%	1
No AI	101	119	46%	11%	1
With AI	11	5	69%	34%	0.5
No AI	20	12	63%	31%	0.5

117

Capital Market Laboratories

Three New Strategies with AI

- Buy the Dip Improved Strategy
- Results
- "The best"

There is no place in the world other than TradeMachine for this AI

118

Capital Market Laboratories

Three New Strategies with AI

- Buy the Dip Improved Strategy
- Results
- "The best"

There is no place in the world other than TradeMachine for this AI

New Buy the Dip + AI Strategy (Selected)				
	Wins	Losses	Win Rate	Avg Trade Time Frame
QQQ With AI	57	18	76%	55%
QQQ AI	183	164	53%	16%

119

Capital Market Laboratories

Three New Strategies with AI

- Buy the Dip Improved Strategy
- Results
- "The best"

There is no place in the world other than TradeMachine for this AI

New Buy the Dip + AI Strategy (Selected)				
	Wins	Losses	Win Rate	Avg Trade Time Frame
QQQ With AI	57	18	76%	55%
QQQ AI	183	164	53%	16%
XLV With AI	36	6	86%	85%
XLV AI	82	66	55%	25%

120

Capital Market Laboratories

Three New Strategies with AI

- Buy the Dip Improved Strategy
- Results
 - There is no place in the world other than TradeMachine for this AI
- "The best"

New Buy the Dip + AI Strategy (Selected)					
	Wins	Losses	Win Rate	Avg Trade	Time Frame
QQQ With AI	57	18	76%	55%	3
QQQ All	183	164	53%	16%	3
XLV With AI	36	6	86%	85%	3
XLV All	82	66	55%	25%	3

- 40 new alerts

121

Capital Market Laboratories

Three New Strategies with AI

Sector ETF Bullish Strategy					
	Wins	Losses	Win Rate	Avg Trade	Time Frame
With AI	82	4	95.2%	42%	3
No AI	575	65	89.8%	16%	5
With AI	46	4	92.0%	40%	3
No AI	333	53	86.3%	11%	3
With AI	21	3	87.5%	40%	1
No AI	117	17	87.3%	37%	1
With AI	15	2	88.2%	46%	0.5
No AI	52	11	82.5%	18%	0.5
With AI (SP5)	49	11	81.7%	12%	5
No AI (SP5)	372	119	77.2%	3%	5

New Buy the Dip + AI Strategy (Selected)					
	Wins	Losses	Win Rate	Avg Trade	Time Frame
QQQ With AI	57	18	76%	55%	3
QQQ All	183	164	53%	16%	3
XLV With AI	36	6	86%	85%	3
XLV All	82	66	55%	25%	3

122

Capital Market Laboratories

Three New Strategies with AI

- Over Sold strategy
- Technical open

123

Capital Market Laboratories

Three New Strategies with AI

- Over Sold strategy
- Technical open

RSI: 14 Days Below 30 (0 to 100) [Learn more about RSI](#)

6 month asymmetry of up vs down stock returns: Below 0 [Learn more about Skew6Mo](#)

In the last year, the kurtosis (tailedness) of the stock returns has been Above -1 [Learn more about KurtosisTV](#)

124

Capital Market Laboratories

Three New Strategies with AI

- Over Sold strategy
- Results

125

Capital Market Laboratories

Three New Strategies with AI

- Over Sold strategy
- Results

Over Sold Strategy (QQQ)					
QQQ	Wins	Losses	Win Rate	Avg Trade	Time Frame
With AI	108	54	66.7%	25%	5

126

Capital Market Laboratories

Three New Strategies with AI

- Over Sold strategy
- Results

Over Sold Strategy (QQQ)					
QQQ	Wins	Losses	Win Rate	Avg Trade	Time Frame
With AI	108	54	66.7%	25%	5
No AI	383	355	51.9%	17%	5

127

Capital Market Laboratories

Three New Strategies with AI

- Over Sold strategy
- Results

Over Sold Strategy (QQQ)					
QQQ	Wins	Losses	Win Rate	Avg Trade	Time Frame
With AI	108	54	66.7%	25%	5
No AI	383	355	51.9%	17%	5
With AI	74	41	64.3%	23%	3

128

Capital Market Laboratories

Three New Strategies with AI

- Over Sold strategy
- Results

Over Sold Strategy (QQQ)					
QQQ	Wins	Losses	Win Rate	Avg Trade	Time Frame
With AI	108	54	66.7%	25%	5
No AI	383	355	51.9%	17%	5
With AI	74	41	64.3%	23%	3
No AI	285	255	52.8%	18%	3

129

Capital Market Laboratories

Three New Strategies with AI

- Over Sold strategy
- Results

Over Sold Strategy (QQQ)					
QQQ	Wins	Losses	Win Rate	Avg Trade	Time Frame
With AI	108	54	66.7%	25%	5
No AI	383	355	51.9%	17%	5
With AI	74	41	64.3%	23%	3
No AI	285	255	52.8%	18%	3
With AI	26	9	74.3%	33%	1

130

Capital Market Laboratories

Three New Strategies with AI

- Over Sold strategy
- Results

Over Sold Strategy (QQQ)					
QQQ	Wins	Losses	Win Rate	Avg Trade	Time Frame
With AI	108	54	66.7%	25%	5
No AI	383	355	51.9%	17%	5
With AI	74	41	64.3%	23%	3
No AI	285	255	52.8%	18%	3
With AI	26	9	74.3%	33%	1
No AI	100	70	58.8%	41%	1

131

Capital Market Laboratories

Three New Strategies with AI

- Over Sold strategy
- Results

Over Sold Strategy (QQQ)					
QQQ	Wins	Losses	Win Rate	Avg Trade	Time Frame
With AI	108	54	66.7%	25%	5
No AI	383	355	51.9%	17%	5
With AI	74	41	64.3%	23%	3
No AI	285	255	52.8%	18%	3
With AI	26	9	74.3%	33%	1
No AI	100	70	58.8%	41%	1
With AI	12	5	70.6%	46%	0.5

132

Capital Market Laboratories

Three New Strategies with AI

- Over Sold strategy
- Results
 - There are some great products out there for traders
 - There is no place in the world other than TradeMachine for this AI

Over Sold Strategy (QQQ)					
QQQ	Wins	Losses	Win Rate	Avg Trade	Time Frame
With AI	108	54	66.7%	25%	5
No AI	383	355	51.9%	17%	5
With AI	74	41	64.3%	23%	3
No AI	285	255	52.8%	18%	3
With AI	26	9	74.3%	33%	1
No AI	100	70	58.8%	41%	1
With AI	12	5	70.6%	46%	0.5
No AI	56	47	54.4%	35%	0.5

133

Capital Market Laboratories

Three New Strategies with AI

- Over Sold strategy
- Results
 - There are some great products out there for traders
 - There is no place in the world other than TradeMachine for this AI

Over Sold Strategy (QQQ)					
QQQ	Wins	Losses	Win Rate	Avg Trade	Time Frame
With AI	108	54	66.7%	25%	5
No AI	383	355	51.9%	17%	5
With AI	74	41	64.3%	23%	3
No AI	285	255	52.8%	18%	3
With AI	26	9	74.3%	33%	1
No AI	100	70	58.8%	41%	1
With AI	12	5	70.6%	46%	0.5
No AI	56	47	54.4%	35%	0.5

134

Capital Market Laboratories

Three New Strategies with AI

- Over Sold strategy
- Results
 - There are some great products out there for traders
 - There is no place in the world other than TradeMachine for this AI

Over Sold Strategy (XLV)					
XLV	Wins	Losses	Win Rate	Avg Trade	Time Frame
With AI	66	56	54.1%	20%	5
No AI	268	287	48.3%	6%	5
With AI	47	41	53.4%	26%	3
No AI	206	221	48.2%	14%	3
With AI	16	12	57.1%	72%	1
No AI	66	67	49.6%	31%	1
With AI	7	6	53.8%	83%	0.5
No AI	39	36	52.0%	17%	0.5

135

Capital Market Laboratories

Three New Strategies with AI

- Buy the Dip Improved Strategy
- Results
 - There is no place in the world other than TradeMachine for this AI
- "The best"

136

Capital Market Laboratories

Three New Strategies with AI

- Buy the Dip Improved Strategy
- Results
 - There is no place in the world other than TradeMachine for this AI
- "The best"

Over Sold Strategy (Selected)					
QQQ	Wins	Losses	Win Rate	Avg Trade	Time Frame
With AI	137	58	70.3%	55%	3
With AI	74	41	64.3%	23%	3
XLV With AI	58	27	68.2%	58%	3
XLV All	47	41	53.4%	26%	3

53 new alerts

137

Capital Market Laboratories

Three New Strategies with AI

Sector 114 (Health Strategy)					
With AI	Wins	Losses	Win Rate	Avg Trade	Time Frame
With AI	82	4	95.3%	42%	5
No AI	575	65	89.8%	16%	5
With AI	46	4	92.0%	40%	3
No AI	333	53	86.3%	11%	3
With AI	21	3	87.5%	40%	1
No AI	117	17	87.3%	37%	1
With AI	15	2	88.2%	46%	0.5
No AI	52	11	82.5%	18%	0.5
With AI (SPS)	49	11	81.7%	17%	5
No AI (SPS)	372	110	77.2%	3%	5

New Buy the Dip AI Strategy (Selected)					
QQQ	Wins	Losses	Win Rate	Avg Trade	Time Frame
With AI	57	18	76%	55%	3
With AI	183	164	53%	16%	3
XLV With AI	36	6	86%	85%	3
XLV All	82	66	55%	25%	3

Over Sold Strategy (Selected)					
QQQ	Wins	Losses	Win Rate	Avg Trade	Time Frame
With AI	137	58	70.3%	55%	3
With AI	74	41	64.3%	23%	3
XLV With AI	58	27	68.2%	58%	3
XLV All	47	41	53.4%	26%	3

138

Capital Market Laboratories

- Agenda
- Trading Generally (short version)
- AI – what it is, why it matters (brief but meaningful)
- Three New Strategies with AI (100 new alerts)
- In the platform – Doing it in TradeMachine
- The portfolio

139

Capital Market Laboratories

- Agenda
- Trading Generally (short version)
- AI – what it is, why it matters (brief but meaningful)
- Three New Strategies with AI (100 new alerts)
- In the platform – Doing it in TradeMachine
- The portfolio

140

Capital Market Laboratories

- Agenda
- Trading Generally (short version)
- AI – what it is, why it matters (brief but meaningful)
- Three New Strategies with AI (100 new alerts)
- In the platform – Doing it in TradeMachine
- The portfolio
 - This is now seven different strategies for all different types of markets

141

Capital Market Laboratories

- Agenda
- Trading Generally (short version)
- AI – what it is, why it matters (brief but meaningful)
- Three New Strategies with AI (100 new alerts)
- In the platform – Doing it in TradeMachine
- The portfolio
 - This is now seven different strategies for all different types of markets
 - Alerts coming in an email

142

Capital Market Laboratories

- You've seen a lot; hopefully you have learned at least a little, and hopefully more than a little

143

Capital Market Laboratories

- You've seen a lot; hopefully you have learned at least a little, and hopefully more than a little

- Agenda
- Trading Generally (short version) - if you have not had success there is a chance it's mistakes here that explain your performance
- AI – what it is, why it matters
- Three New Strategies with AI
- In the platform – Doing it in TradeMachine
- The portfolio

144

Capital Market Laboratories

- > You've seen a lot; hopefully you have learned at least a little, and hopefully more than a little

145

Capital Market Laboratories

- > You've seen a lot; hopefully you have learned at least a little, and hopefully more than a little
- > The new **Buy the Dip Improved** and **Oversold** strategies will be available to everyone in 30 days

146

Capital Market Laboratories

- > You've seen a lot; hopefully you have learned at least a little, and hopefully more than a little
- > The new **Buy the Dip Improved** and **Oversold** strategies will be available to everyone in 30 days
- > **Platinum** members will get them both tomorrow

147

Capital Market Laboratories

- > You've seen a lot; hopefully you have learned at least a little, and hopefully more than a little
- > The new **Buy the Dip Improved** and **Oversold** strategies will be available to everyone in 30 days
- > **Platinum** members will get them both tomorrow
- > The **Sector ETF** strategy will only be available to **platinum** members on the **Today Tab**

148

Capital Market Laboratories

- > You've seen a lot; hopefully you have learned at least a little, and hopefully more than a little
- > The new **Buy the Dip Improved** and **Oversold** strategies will be available to everyone in 30 days
- > **Platinum** members will get them both tomorrow
- > The **Sector ETF** strategy will only be available to **platinum** members on the **Today Tab**
- > But...

149

Capital Market Laboratories

- > You've seen a lot; hopefully you have learned at least a little, and hopefully more than a little
- > The new **Buy the Dip Improved** and **Oversold** strategies will be available to everyone in 30 days
- > **Platinum** members will get them both tomorrow
- > The **Sector ETF** strategy will only be available to **platinum** members on the **Today Tab**
- > But...
- > Current monthly members:

150

Capital Market Laboratories

- > You've seen a lot; hopefully you have learned at least a little, and hopefully more than a little
- > The new **Buy the Dip Improved** and **Oversold** strategies will be available to everyone in 30 days
- > **Platinum** members will get them both tomorrow
- > The **Sector ETF strategy** will only be available to **platinum** members on the **Today Tab**
- > But...
- > Current monthly members: Email support@cmlviz.com and get a platinum upgrade for a week at **no additional cost and with no commitment**.

151

Capital Market Laboratories

- > You've seen a lot; hopefully you have learned at least a little, and hopefully more than a little
- > The new **Buy the Dip Improved** and **Oversold** strategies will be available to everyone in 30 days
- > **Platinum** members will get them both tomorrow
- > The **Sector ETF strategy** will only be available to **platinum** members on the **Today Tab**
- > But...
- > Current monthly members: Email support@cmlviz.com and get a platinum upgrade for a week at **no additional cost and with no commitment**.
- > Literally – email support, ask for platinum, you will get the upgrade, in one week it will go away unless you ask for an upgrade (and then commit to a year)

152

Capital Market Laboratories

- > You've seen a lot; hopefully you have learned at least a little, and hopefully more than a little
- > Non-members

153

Capital Market Laboratories

- > I want to make it as easy as possible for you to experience TradeMachine Platinum

<https://secure.trademachine.com/web>

154

Capital Market Laboratories

- > TradeMachine Platinum users also get access to...

<https://secure.trademachine.com/web>

155

Capital Market Laboratories

- > TradeMachine Platinum users also get access to...
- > **These new strategies**

<https://secure.trademachine.com/web>

156

Capital Market Laboratories

- TradeMachine Platinum users also get access to...
- **These new strategies**
- **Live options pricing with exact strike and expiration for active now trades**

<https://secure.trademachine.com/web>

157

Capital Market Laboratories

- TradeMachine Platinum users also get access to...
- **These new strategies**
- **Live options pricing with exact strike and expiration for active now trades**
- **Access to the liquidity features on the Today Tab**

<https://secure.trademachine.com/web>

158

Capital Market Laboratories

- TradeMachine Platinum users also get access to...
- **These new strategies**
- **Live options pricing with exact strike and expiration for active now trades**
- **Access to the liquidity features on the Today Tab**
- **7x faster backtesting speeds**

<https://secure.trademachine.com/web>

159

Capital Market Laboratories

- TradeMachine Platinum users also get access to...
- **These new strategies**
- **Live options pricing with exact strike and expiration for active now trades**
- **Access to the liquidity features on the Today Tab**
- **7x faster backtesting speeds**
- **Ability to backtest up to 200 tickers at a time**

<https://secure.trademachine.com/web>

160

Capital Market Laboratories

- I want to make it as easy as possible for you to experience TradeMachine Platinum

<https://secure.trademachine.com/web>

161

Capital Market Laboratories

I want to make it as easy as possible for you to experience TradeMachine Platinum

Try TradeMachine Platinum & all its features for
\$1 for 7 days (then \$995 / year after)

<https://secure.trademachine.com/web>

162

Capital Market Laboratories

- > IMPORTANT: We are closing this down Thursday at 11:59pm Eastern

<https://secure.trademachine.com/web>

163

Capital Market Laboratories

- > IMPORTANT: We are closing this down Thursday at 11:59pm Eastern
- > For everyone

<https://secure.trademachine.com/web>

164

Capital Market Laboratories

- > IMPORTANT: We are closing this down Thursday at 11:59pm Eastern
- > For everyone
- > Current members email support@cmlviz.com

165

Capital Market Laboratories

- > IMPORTANT: We are closing this down Thursday at 11:59pm Eastern
- > For everyone
- > **Current members email support@cmlviz.com**
- > Non-members check out the page below

<https://secure.trademachine.com/web>

166

Capital Market Laboratories

Checkout

Contact

First Name Last Name

Email Address Phone Number

Payment Options

TradeMachine Platinum \$1 for 7 days \$1.00
Then \$995.00 yearly starting on 1 week

TradeMachine Platinum (33% Discount) \$995.00
Then \$995.00 yearly

Payment Methods

<https://secure.trademachine.com/web>

167

Capital Market Laboratories

- > Since we're here...
- > I want to give a 30 second demo of our product Pattern Finder
- > OK, one sec...

168

Payment Options

Trademachine Platinum \$1 for 7 days \$1.00

Trademachine Platinum (20% Discount) \$0.95 US

Payment Methods

Credit Card PayPal

Card

Secure, 1-click checkout with LWA

Card number 1234 1234 1234 1234

Expiration date Security code

MM/YY

Country Zip code

United States 12345

Pattern Finder \$0.50 Trial For 7 Days

\$0.50

Then \$20.00 monthly starting in 1 week

Add to order

Since we're here...

I want to give a 30 second

OK, one sec...

<https://secure.trademachine.com/web>

169

Capital Market Laboratories

Questions!

<https://secure.trademachine.com/web>

170