



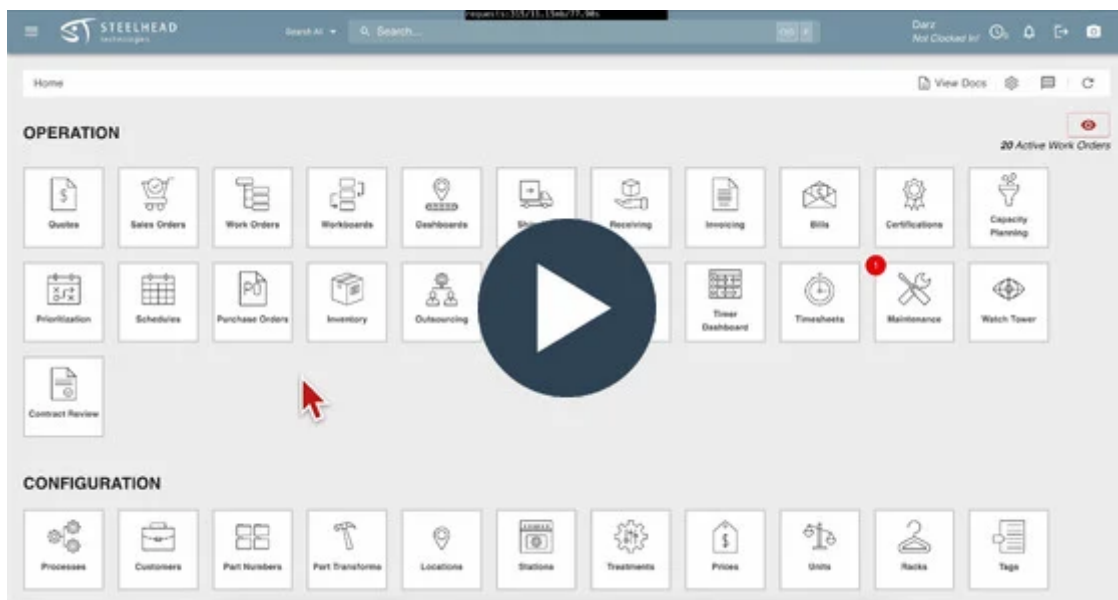
**STEELHEAD**  
technologies

# JUST RELEASED

## Upgraded Specs & Certs

On **Friday, September 20th 2024**, Steelhead released an update to Specs and Certs. This update provides improved flexibility, efficiency, and specificity for adding Spec Measurements to Parts and for creating Certificates.

Click the video for an overview of this update!



## Improvements to processing Parts with Specs:

- **Spec Measurements** are now associated to a Part Transfer Account, rather than a Work Order/Part Number combination. This allows you to **get more specific**, and gives you more editing capability on Specs.

**\*\*A Part Transfer Account (PTA or Part Account) is an account (id) that represents the unique state of a Parts' movement. Parts can be added to an existing Account if its state is identical to that of the already existing PTA.\*\***

- There's a new button which allows you to **easily Split and Reallocate measurements on Parts**. ([See step-by-step overview here](#))
- For **Resolving Failed Spec Measurements**, you can now enter a single Resolution Comment to apply to all Part Accounts at once, rather than a unique comment for each Part. ([See step-by-step overview here](#))
- The "COLLECT ADDITIONAL" button in the Specs Results page has an updated dialog box. When recording Spec Measurements, you'll assign them to individual Part Accounts, **allowing you to get more specific**. ([See step-by-step overview here](#))

COLLECT ADDITIONAL

Collect Spec Information

Spec Field: SF (number)      Param Name: param      Input: Required

Minimum Value: 1      Maximum Value: 10      Target Value: N/A

Spec Field Param Description:  
enter a number

Value:

Comment:

Select a Part Account

Select	Part	Station	Work Order	Rack	Recipe Node	Max Part Count
<input type="checkbox"/>	17" Aluminum Wheel	Oven 1	4490		Cure	1
<input type="checkbox"/>	17" Aluminum Wheel	Oven 1	4490		Cure	10
<input type="checkbox"/>	17" Aluminum Wheel	Oven 1	4490		Cure	7

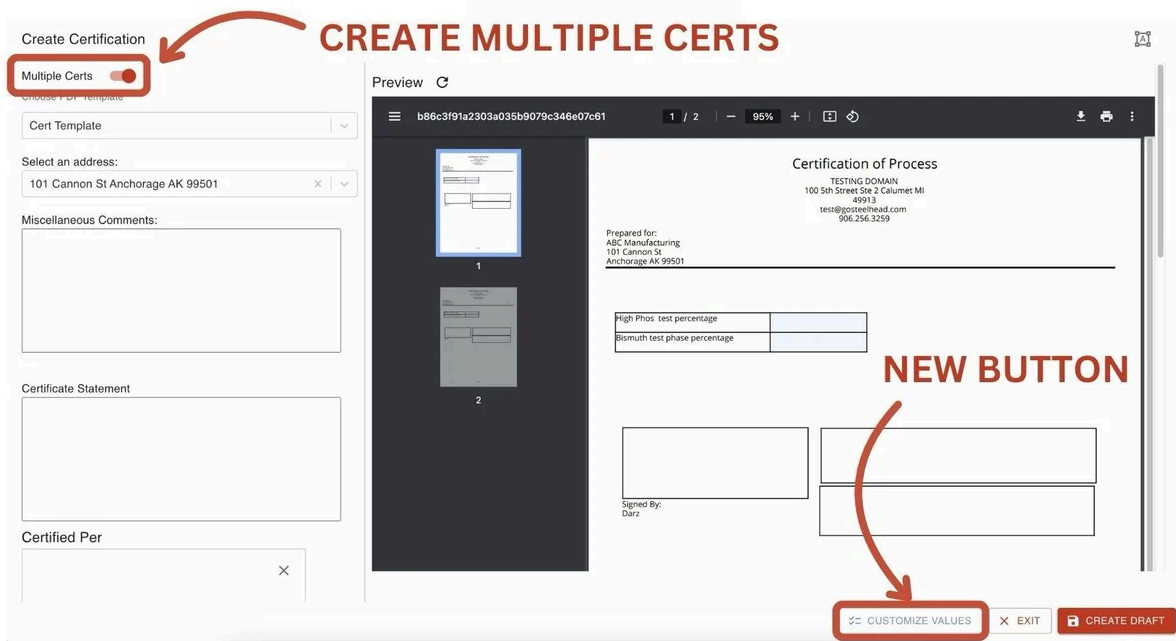
ASSIGN SPEC VALUES TO INDIVIDUAL PART ACCOUNTS

CANCEL SAVE

## Improvements to Cert creation workflows:

- **Reduced clicking** to create and finalize a Certification.
- You have the option to **include or exclude** certain measurements.
- You can **certify Partial Shipments**.
- New "CERTIFY ACCOUNT" button lets you certify per Part Transfer Account on the Work Order page
- Master Certs are being replaced with a more **efficient way to certify multiple Part Accounts** at once.

[See Step-by-Step Overview of Cert Creation Here](#)



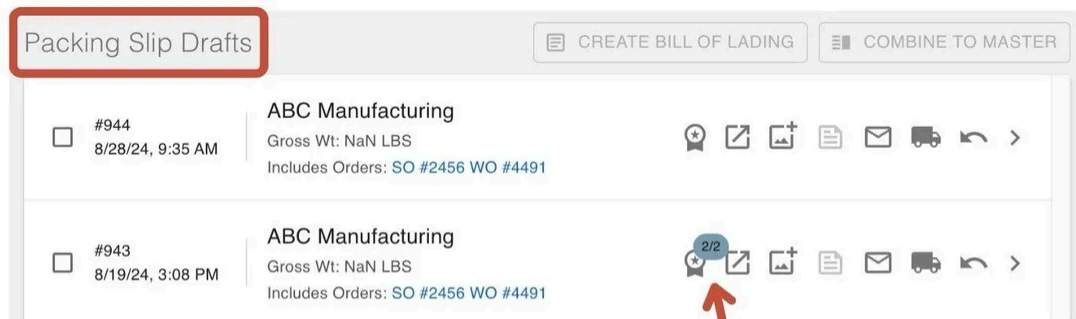
*New look for creating Certs to reduce clicking and improve efficiency.*

**\* Important Note:**

PDF Cert templates still have all the same information as before, but may look slightly different. Please reach out to your Customer Success Manager or email [support@gosteelhead.com](mailto:support@gosteelhead.com) to make any changes.

**Also included in this update:**

The number bubble on Packing Slips in the Shipping dashboard will now be based on Part Accounts with Certs over Total Part Accounts on that packing slip. This quickly tells you how many Part Accounts have or have not been Certified for that Packing Slip.



**$\frac{\text{PART ACCOUNTS ON CERTS}}{\text{TOTAL PART ACCOUNTS ON PACKING SLIP}}$**

We hope that these updates will help you save time and have your shop running more efficiently. Please reach out to your Customer Success Manager or email us at [support@gosteelhead.com](mailto:support@gosteelhead.com) with any questions!

Steelhead Technologies, 100 5th Street, Suite 2, Calumet, MI 49913, United States

[Manage preferences](#)