



Release Notes – 45.66

05/26/2017



VERSION

45.66

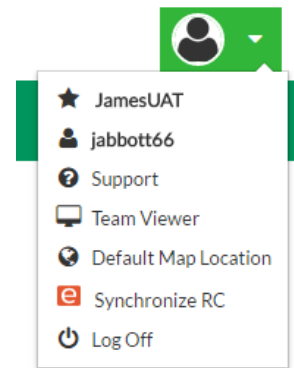
The following feature enhancements and bug fixes have been applied as a part of the Narrative1 version 45.66 release on 05/26/2017

New Features and Enhancements

Platform Integration

Narrative1 and RIMS Platform Integration

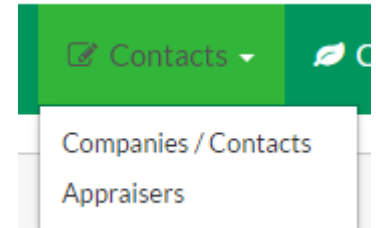
The most exciting new set of tools introduced with this release is Platform Integration. Users of Narrative1 and RIMS will be able to synchronize the two platforms to automate the handover of appraisal summary information. Users with Integration enabled and configured will be able to directly synchronize with RIMSCentral from N1-Web, automatically bringing in any assigned RIMS Job information in the form of a new job and a new associated Parcel. For more information, please contact Narrative1 Customer Support at support@narrative1.com.



Contacts Manager

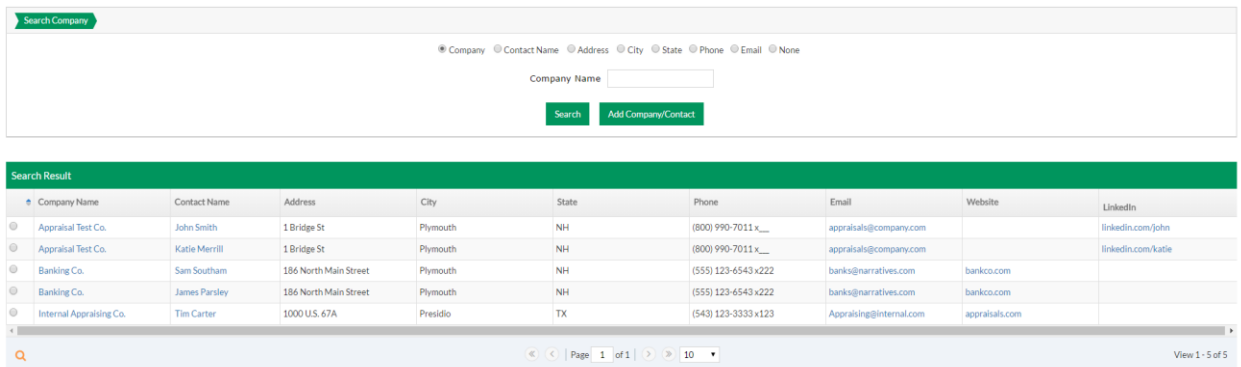
Contact Management Tools

Contacts have been moved from the legacy Excel management tool to our new Contacts Management tools in N1-Web. Contacts have been split into two categories, Contacts and Appraisers. Contacts will still be imported in Excel, but all management will be done from N1-Web.



Companies/Contacts Search

The Companies/Contacts Search page is where users can manage all of their client information. Contacts are grouped by company, and new companies can be added using the Add Company button. Select and edit an existing company or contact by clicking on their name.



- Contacts are grouped by company. New companies can be added using the Add Company button
- Users can manage existing companies and contacts by clicking on their name (highlighted blue)
- The grid results can be narrowed using the search tool above the grid
- Administrators and Associates can add and edit contacts
- Only Administrators can delete contacts

Company Details

The Company Details page is where users can add new companies, add clients to an existing company, or edit an existing company or contact's information. Users can also create new jobs with the Add New Job button or delete the company and all its contacts with Delete Company.

Company Details

* Company Name	<input type="text" value="Appraisal Test Co."/>	Phone	<input type="text" value="(800) 990-7011 x_"/>
Address	<input type="text" value="1 Bridge St"/>	Email	<input type="text" value="appraisals@company.com"/>
City	<input type="text" value="Plymouth"/>	Website	<input type="text"/>
State	<input type="text" value="New Hampshire"/>	LinkedIn	<input type="text" value="linkedin.com/testco"/>
Zip	<input type="text" value="03264"/>	Notes	<input type="text"/>

Character left: 500

Save Add New Job View Jobs by Company Delete Company

Contact List

Contact Name	Address	City	State	Phone	Email	LinkedIn	Notes
John Smith	186 N Main St	Plymouth	NH	(111) 222-3334	John@narrative1.com	linkedin.com/john	
Katie Merrill	1 Bridge St, Suite 306	Plymouth	NH	(800) 990-7011 x_	Katie@Narrative1.com	linkedin.com/katie	

Page 1 of 1 10 View 1 - 2 of 2

Appraiser List

The Appraiser List is where users can manage appraiser's information. Add, edit or delete appraisers with the tools located at the bottom left of the grid. When creating a new appraiser, the list of appraisers will automatically synchronize with the company's user list.

Home | Properties - | Jobs - | Contacts - | Customize - | Share | Help

Appraiser List

Appraiser Name	Title	Designation	Phone	Email	LinkedIn	Licenses
Ross Phelps	Master Appraiser	MAI	(800) 990-7011			+
James Abbott MAI	Appraiser	MAI	(111) 222-3141	james@narrative1.com		+
Kim Web	Advisor	Appraiser	(123) 431-1111	kin@narrative1.com		+

Page 1 of 1 10 View 1 - 3 of 3

Appraiser Licenses

Multiple licenses can now be added to each appraiser. The + in the right-hand column will bring up the License Manager for each appraiser, allowing users to add or edit existing licenses.

Appraiser List

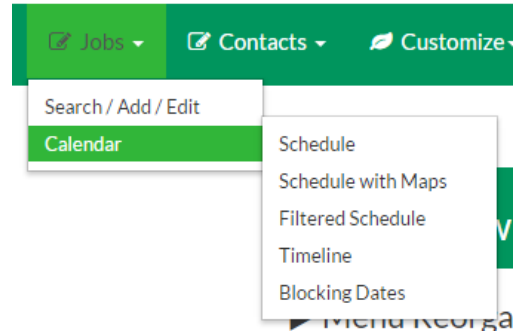
Appraiser Name	Title	Designation	Phone	Email	LinkedIn	Licenses												
Ross Phelps	Master Appraiser	MAI	(800) 990-7011			+												
James Abbott MAI	Appraiser	MAI	(111) 222-3141	james@narrative1.com		-												
<table border="1" style="width: 100%; border-collapse: collapse; text-align: left; margin-top: 5px;"> <thead> <tr> <th>Certification State</th> <th>Certification/License</th> <th>Type</th> <th>Expiration Date</th> </tr> </thead> <tbody> <tr> <td>AK</td> <td>NH-11245666</td> <td>MAI</td> <td>2018-05-12</td> </tr> <tr> <td>AZ</td> <td>AZ-6178923YU</td> <td>MAI</td> <td>2017-06-09</td> </tr> </tbody> </table>							Certification State	Certification/License	Type	Expiration Date	AK	NH-11245666	MAI	2018-05-12	AZ	AZ-6178923YU	MAI	2017-06-09
Certification State	Certification/License	Type	Expiration Date															
AK	NH-11245666	MAI	2018-05-12															
AZ	AZ-6178923YU	MAI	2017-06-09															
Kim Web	Advisor	Appraiser	(123) 431-1111	kin@narrative1.com		+												

Page 1 of 1 10 View 1 - 3 of 3



Jobs Manager **Jobs Scheduler Tools**

Users can now manage jobs in N1-Web using the new Jobs Scheduler tools. There are numerous ways to view and edit jobs, including multiple Calendar and Timeline views.



Jobs Search/Add/Edit

The Job Search page is where users will find all their jobs. The Search tool at the top of the page can be used to narrow down results, and the tools located at the bottom left of the grid can be used to add, edit and delete jobs.

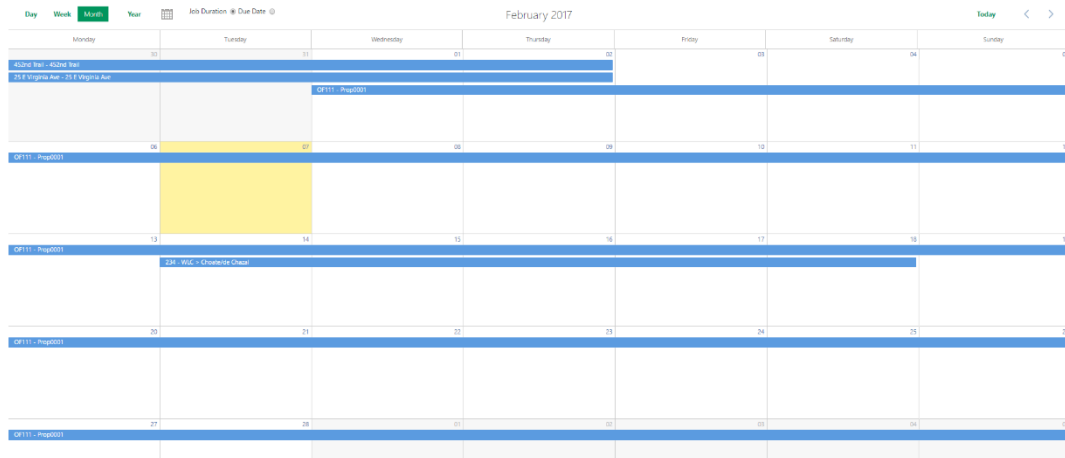
Company Name	Contact Name	Property Major Type	Address	City	State	Parcel ID	Office File	Appraiser Name	Appraiser Name 2	Fee	Client File	Percent Complete	Milestone
Appraiser Test Co.	John Smith	Office	1324 Rte 10	Lempster	NH	180	Appraisal Job #1	Ross Phelps		\$34,566.00	1200	30.00%	
RIMSB Demo (LAI)	JM Non-Applicable	Office	123 Test St.	Schenectady	NY	1186	123 Test St.	Ross Phelps		\$123.00		0.00%	
RIMSB (LAI)	QA, JM3A-QA Tester	Retail-Commercial	341 Piercy Rd	San Jose	CA	1180	341 Piercy Rd	Ross Phelps		\$500.00		0.00%	
RIMSB Demo (LAI)	JM Non-Applicable	Industrial	6399 San Ignacio Rd.	San Jose	CA	1188	6399 San Ignacio Rd.	Ross Phelps		\$2,000.00		0.00%	
RIMSB Demo (LAI)	Greg Crews (JM)	Industrial	W 12500 S	Riverton	UT	1191	W 12500 S	Ross Phelps		\$4,800.00		0.00%	
RIMSB Demo (LAI)	Greg Crews (JM)	Retail-Commercial	14 E Main St	Plymouth	NC	1190	14 E Main St	Ross Phelps		\$2,850.00		0.00%	
RIMSB Demo (LAI)	JM Non-Applicable	Office	19 Avery St	Plymouth	NH	1189	19 Avery St	Ross Phelps		\$4,500.00		0.00%	
RIMSB Demo (LAI)	Greg Crews (JM)	Lodging & Hospitality	67 Main St	Plymouth	NH	1185	67 Main St	Ross Phelps		\$1,233.00		0.00%	
RIMSB Demo (LAI)	Greg Crews (JM)	Office	16 Casco St	Freeport	ME	1193	16 Casco St	Ross Phelps		\$4,250.00		0.00%	
RIMSB Demo (LAI)	Greg Crews (JM)	Office	20 Casco St	Freeport	ME	1194	20 Casco St	Ross Phelps		\$2,800.00		0.00%	
										Total Fees:		\$57,622.00	
										Incomplete Work:		\$33,425.80	

- An export of the results can be acquired by using the Export Excel and Export PDF buttons
- Users can adjust the number of jobs returned per page with the dropdown next to the navigation buttons at the bottom of the grid
- The Total Fees and Incomplete Work Fees can be found towards the bottom of the Search Results grid
- Administrators can create, delete and assign jobs
- Associates cannot delete jobs
- Associates can view their jobs in 'My Calendar'



Calendar Schedule View

Users can view their upcoming jobs in the Calendar Schedule view.



- At the top left hand of the page is a set of buttons to adjust the calendar view by Day, Week, Month or Year
- Users can also specify to display either the entire duration of the job or just the due date

Calendar Filtered Schedule View

Along with the Calendar Schedule view is a Filtered Schedule. The Filtered Schedule allows the user to view jobs assigned to each specific appraiser.

Timeline View

Users can also view their upcoming jobs in a Timeline View. This view can be sorted by Day, Week or Month. Double-clicking on the Timeline will create a new job.

	Day	Week	Month	February 7, 2017 – February 13, 2017				Today	<	>
	Tuesday, Feb 7	Wednesday, Feb 8	Thursday, Feb 9	Friday, Feb 10	Saturday, Feb 11	Sunday, Feb 12	Monday, Feb 13			
Ross Phelps		123 -								
James Abbott MAI				234 -						
Kim Web		42 -								

Blocking Dates

Blocking dates can be added to the Calendar as well, giving notice to users when their scheduled jobs may be disrupted by vacations or other interruptions.

Scheduler Blocking List		
Description	Start Date	End Date
Presidents Day	2/20/2017	2/20/2017

Page 1 of 1

 10



Multi-Family Lease

Utilities with Rent

The utilities provided with Rent of the property can be added to the new Utilities with Rent checkboxes on the MF Lease page in N1-Web.

Utilities with Rent:

Water Sewer Electric Trash Hot Water Gas Heat Cable/Sat Internet Other

Rent Detail:

Description	No.Units	UnitSize	No.BR	No.Bath	Rent/Mo.	Rent/SF
2 BR	2	12	2	1.00	650	\$54.17
1 BR	1	40	2	1.00	850	\$21.25

[Add new +](#) [View Survey History](#) [Go to Improvements to delete inventory.](#) [Move Selected to Historic Status +](#)

Customer Support

Request Support Link

A button has been added to the N1-Web navigation menu that opens a form to contact Customer Support directly.

Request Support

Contact us

Narrative1 Form

Your name

Email address*

Subject*

Description*

Cancel Send

zendesk

Sorting and Searching Properties

Sort Commercial Lease Grid Data

It is now possible to click on any column header in the Commercial Lease grid and sort in ascending or descending alphabetical or numerical order. The grid data can also be sorted by Date.

% Rent	Date	Term
	10/01/2014	12
	10/01/2014	12
	10/03/2013	24
	02/01/2013	24
	02/01/2013	24



Filter Records with No Lease Data

When performing a lease search with no criteria selected, properties without associated leases will not be returned in the search results.

Searching by EGI

In N1-Web, the second drop down menu for searching a property by EGI now provides several constraints, including *Greater than*, *Less than*, *Equal to* and *In Between*.

Bug Fixes and Usability Improvements

Commercial Lease

Fixed: Deselect a Tenant from Commercial Lease

If a tenant was selected from the Rent Detail grid in the Commercial Lease section of N1-Web, it could not be deselected without refreshing the page. This issue has been fixed.

Fixed: Multifamily & Commercial Lease Grid Population

Previously, when attempting to populate the Lease Grid comparables, the Excel comp sheets were not able to retrieve the maximum of 15 "tenant" (if commercial) or "inventory detail" (if multi-family) records, but would instead only retrieve up to 9. This issue has been resolved, so all 15 records are now populated.

Rent Details

Fixed: N1-Web Comp Sheet Rent Details

A bug prevented the N1-Web comp sheet rent details from showing decimals in the \$/SF and \$/SF/Mo. fields. This has been fixed; these fields now display up to 4 digits.

Fixed: Delete Saved PGI/EGI Data

When zeroing out income and/or vacancy fields and resaving, the previously saved PGI and EGI data appeared to not delete until the comparable was refreshed. This has been changed, so it is now immediately obvious.

Printing

Fixed: Print Function

When printing a comp in N1-Web, the transaction date and price did not reflect the latest sales record, but rather the previous one. This bug has been fixed, and the most current sale record data is printed.



The screenshot shows a horizontal toolbar with four elements: a green 'Save' button with a floppy disk icon, a white 'Print' button with a dropdown arrow, a white dropdown menu currently displaying 'Land', and a green 'Action' button with a lightning bolt icon.

Mapping

Fixed: Google Maps

Some users of Narrative1 versions 45.5x and later experienced a bug which prevented maps from displaying properly in Narrative1 Excel. Instead of displaying the map correctly, a blank white box with a black X in the upper left-hand corner would appear. Though affected users could open Location Map Settings and view the maps for individual parcels, clicking "Go To" in this dialog



would return an error saying information could not be retrieved from Google. When a user was affected by this error, maps did not generate when Prep Fields and Tables was run.

This issue has been fixed by including the Microsoft .NET 3.5 Framework in the N1 Updater.

General

Fixed: N1-Web Timeout

As a security feature, N1-Web times out after 60 minutes of inactivity, logging the user out. Some users experienced a bug which intermittently shortened this period, logging them out unexpectedly. This issue has been resolved, maintaining the 60-minute timeout period consistently.

Record Management

Fixed: Copy to New Record

When opening a record with entries in the commercial lease table and then clicking on “Copy New Record,” not all fields were copied over into the newly-created parcel. Tenant/Lessee, Size, Lease Type, Escalations, % Rent, Date, and Term fields copied properly, but the rest were blank. This issue has been resolved; now all fields copy properly.

Fixed: Adding New Transaction Data to an Existing Sale

When attempting to add new transaction data to an existing sale in N1-Web, an error stating “Adding Sale info to history failed” appeared and the data was not added. This bug has been fixed, and the transaction data is now added appropriately.

Fixed: Assessment Equalization Ratio

On the Assessment page in N1-Web, saving the page multiplied the Equalization Ratio. This issue has been resolved.

Assessments	
Save Save and Add Another	
Parcel ID 67 Main St	
Tax ID	<input type="text"/>
Assessment Year	<input type="text"/>
Land Assessment	<input type="text"/>
Improvement Assessment	<input type="text"/>
Other Assessment	<input type="text"/>
Total Assessment	\$0
Tax Rate	<input type="text"/>
Taxes	<input type="text"/>
Equalization Ratio	100%
Implied Value	0



Fixed: Multi-Family Historic Record

When moving a Multi-Family rent record to Historic, the record would be locked, preventing further updates of the rent information. This bug has been fixed.

3 BR	5	1,200		4	2	6,000	<input type="checkbox"/>
				4	2.5	0	<input type="checkbox"/>
Total	15	14,360	0.00	40	26.00	14,360	

Add new + Delete Selected ✕

