

# REPORT WRITER ENGINE 46.02.22 RELEASE NOTES

The following bug fixes have been applied as a part of the Report Writer Engine version 46.02.22 release.

## ENHANCEMENTS

### Template **Project Name**

We've added the Property ID to the Project Name when a property ID is present. This is helpful when pulling up the property in web.



REPORT WRITER

Subject ID: 4602 • 2995 Red Hill Ave Costa Mesa, CA • Retail-Commercial

### Template **Grids**

We've added helpful "Go To Comp Sheets" buttons in each of the Grids.



REPORT WRITER

Subject ID: 4602 • 2995 Red Hill Ave Costa Mesa, CA • Retail-Commercial

Navigate

Go To Comp Sheets

Subject Parcel(s): All ▼

Subject Building(s): All ▼

### Land Sale Analysis Grid

Add Comparables for Analysis

Step 1.

Search for Land  
Sales

Step 2.

Add/Arrange  
Comparables

Step 3.

Click for Data Entry  
Indicators

Job Assigned Comps:

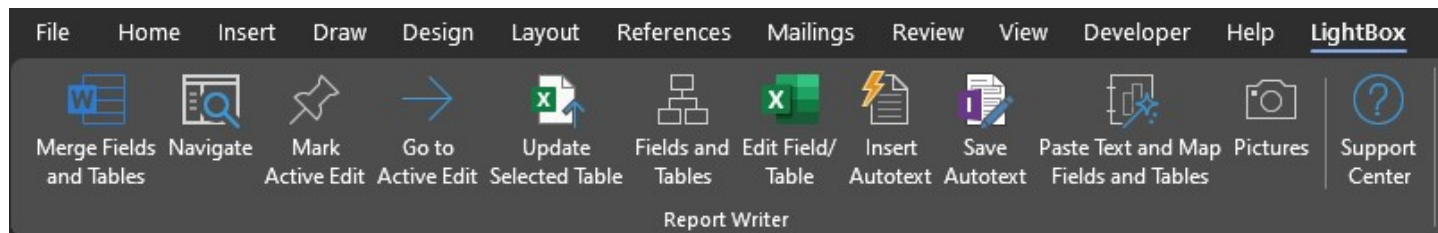
Copy Job Assigned Comps



LOCATE. ANALYZE. ACT.

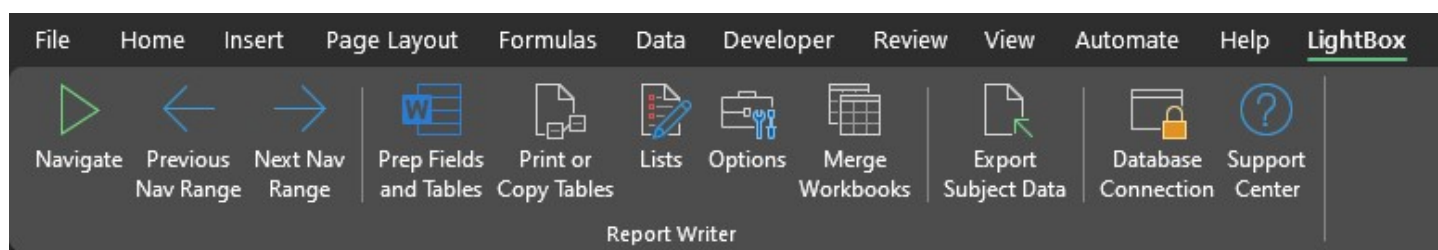
## Word **Ribbon**

We've removed the "Manage Autotext" icon as Manage Autotext has moved to the web interface. We have added a link to the support center.



## Excel **Ribbon**

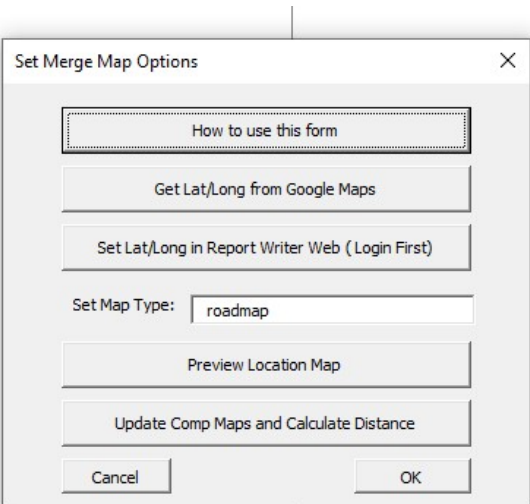
We've added a Database Connection and a Support Center icon in the LightBox Ribbon.



### Engine Location Map Settings

Internet Explorer recently retired libraries that made it possible to affect the subject's lat/long within the VBA form. In lieu of this feature, we suggest importing the subject to Excel first. We've added a link to the subject and a link to google maps wherein a user can derive the lat/long if necessary.

Proposed Use	
Highest and Best Use Site as Vacant	
Highest and Best Use Comments Site as Vacant	
Highest and Best Use Site as Improved	
Highest and Best Use Comments Site as Improved	
Traffic Count (Primary Frontage)	
Traffic Count (Secondary Frontage)	
Traffic Count (Tertiary Frontage)	
Traffic Count Date	
Legal Description	
<b>Location Map Settings</b>	
Map Latitude	33.67097
Map Longitude	-117.879685
<b>Site Size Attributes</b>	
Gross Land Area (Sq Ft)	494,616
Gross Land Area (Acres)	11.3548
Excess Land Area (Sq Ft)	



For more information on the new Location Map Settings form, visit our [support center](#).